


Data sheet

Lockshield valve type RLV-S with self sealing - for individual shut-off

Application



By means of a lockshield valve, type RLV-S, every radiator can be shut off individually to allow trouble-free maintenance or repair without affecting other radiators in the system.

RLV-S is intended for mounting in the return flow in the outlet of the radiator.

RLV-S lockshield valves are available in angle and straight versions with self sealing tail-pieces.

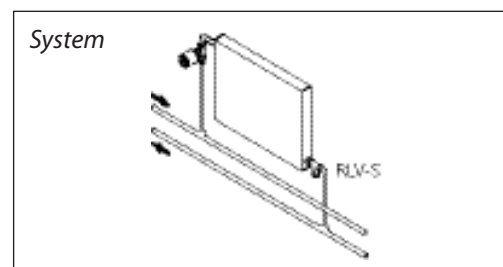
RLV-S can be preset to limit the max. water flow. Factory setting is fully open valve.

Dimensions correspond to DIN 3842-1.

Accessory for RLV-S:

- Brass handwheel: a tool which replaces the thermostat when radiators with RLV-S lockshield valves are removed.

In order to avoid deposition and corrosion the composition of the hot water must be in accordance with the VDI 2035 guideline (Verein Deutscher Ingenieure).



Ordering and data

Type	Code no.	Connections ISO 7-1		Flow limitation: k_v -values (m ³ /h) for no. of turns										
		System	Radiator	0.25	0.5	0.75	1.0	1.5	2.0	2.5	3.0	3.5	4.0	k_{vs}
DN 15 angle	003L0345	G 1/2	R 1/2	0.20	0.40	0.60	0.80	1.05	1.25	1.40	1.55	1.70	1.80	2.20
DN 15 straight	003L0346													

Max. working pressure: 10 bar. Test pressure: 16 bar. Max. water temperature: 120 °C.

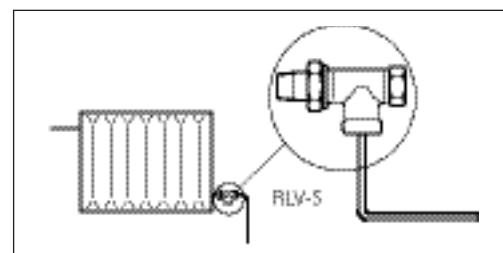
Accessory for RLV-S

Product	Code no.
Brass handwheel for temporarily replacement of the sensor	013G3300

Setting and regulation

Setting of max. water flow:

- Close the valve by means of an Allen key DN 10 = 6 mm; DN 15/20 = 8 mm.
- Regulate the water flow by opening the valve. The capacity diagrammes on the opposite page show the water flow at 1/4.
- 4 turns and for fully open valve (k_{vs}).



Design

1. O-ring
2. Cover cap
3. Shut-off spindle
4. Valve body
5. Union nut
6. Nipple

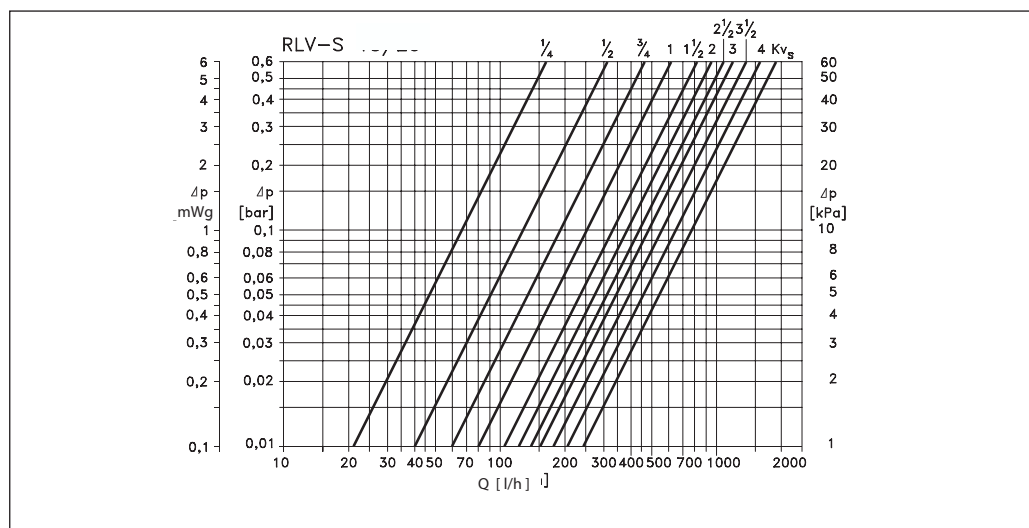
Materials in contact with water

Valve body and other metal parts	Ms 58
O-ring	EPDM

Dimensions

Type	D	d ₂	H ₁	H ₂	L ₁	L ₂	L ₃	L ₄	L ₅	S ₁	S ₂
RLV-S 15	G 1/2	R 1/2	52	28	53	80	30	57	27	27	30

Capacity



Danfoss can accept no responsibility for possible errors in catalogues, brochures and other printed material. Danfoss reserves the right to alter its products without notice. This also applies to products already on order provided that such alterations can be made without consequential changes being necessary in specifications already agreed. All trademarks in this material are property of their respective companies. Danfoss and the Danfoss logo type are trademarks of Danfoss A/S. All rights reserved.