



Product

Installation

Floor/Surface

ECmat 150T

Product
is covered
by **EPD***

ECmat is an extremely high-quality, 360° fully screened self-adhesive all-in-one mat with FEP insulated conductors and a red PVDF outer sheath (non UV stable). The round profile, low height (only 3,5 mm) and robust construction ensures a fast, simple and safe installation perfect for renovating existing floors.




Heating cable must be used together with an appropriate thermostat to secure against overheating and reduce energy consumption.

The cold lead is an installation cable with solid conductors ensuring fast installation. A clearly visible connection avoids accidentally installing the heated cable in the wall.

To ensure a long life-time, all cables are minutely inspected including tests for Ohmic resistance, high voltage and material controls to ensure the quality. This means that we are proud to supply our full floor extended Danfoss warranty.

*An EPD is a document used to communicate transparently, the quantified environmental impacts of a product over its life cycle stages.

Product specifications

Benefits <ul style="list-style-type: none"> • Fast and easy to install • Self-adhesive mesh • Low height - only 3,5 mm • Only one cold lead • Long life-time • Maximum protection Compliance symbols:    Standard compliance <ul style="list-style-type: none"> • IEC 60335-1: 2012 (with amendments) • IEC 60335-2-96: 2002 (with amendments) 	Nominal voltage	230 V~
	Construction	Twin conductor with 360° screening, one cold lead
	Output	150 W/m ² @ 230 V~
	Max. permissible use temperature, powered	115 °C
	Max. permissible use temperature, unpowered	120 °C
	Cable dimensions	3,0 mm
	Deformation strength	600 N
	Pulling strength	120 N
	Conductor insulation	FEP
	Outer sheath	PVDF
	Screen	100% coverage; alu-foil; 0,5 mm ² tinned copper drain wire
	Cold lead	4 m DTWB, 2 x 1 mm ² with screen
	Min. installation temperature	-5 °C
	Bending Ø, min.	5 cm
	IP Class	IPX7

Types

Item no.	Output @ 230V~	Heated area	Resistance, Ohm	Dimensions (W x L)	EAN no.
088L0200	75 W	0,5 m ²	705 Ω	0,5 x 1 m	5703466117729
088L0201	150 W	1,0 m ²	353 Ω	0,5 x 2 m	5703466117736
088L0202	225 W	1,5 m ²	235 Ω	0,5 x 3 m	5703466117743
088L0203	300 W	2,0 m ²	176 Ω	0,5 x 4 m	5703466117750
088L0204	375 W	2,5 m ²	141 Ω	0,5 x 5 m	5703466117767
088L0205	450 W	3,0 m ²	118 Ω	0,5 x 6 m	5703466117774
088L0206	525 W	3,5 m ²	100 Ω	0,5 x 7 m	5703466117781
088L0207	600 W	4,0 m ²	88 Ω	0,5 x 8 m	5703466117798
088L0208	750 W	5,0 m ²	70 Ω	0,5 x 10 m	5703466117804
088L0209	900 W	6,0 m ²	59 Ω	0,5 x 12 m	5703466117811
088L0210	1050 W	7,0 m ²	50 Ω	0,5 x 14 m	5703466117828
088L0211	1200 W	8,0 m ²	44 Ω	0,5 x 16 m	5703466117835
088L0212	1350 W	9,0 m ²	40 Ω	0,5 x 18 m	5703466117842
088L0213	1500 W	10,0 m ²	35 Ω	0,5 x 20 m	5703466117859
088L0214	1800 W	12,0 m ²	30 Ω	0,5 x 24 m	5703466120330