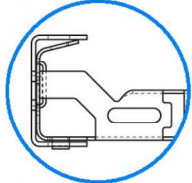
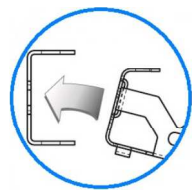
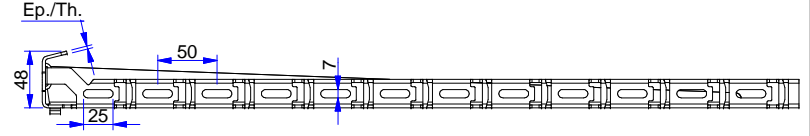
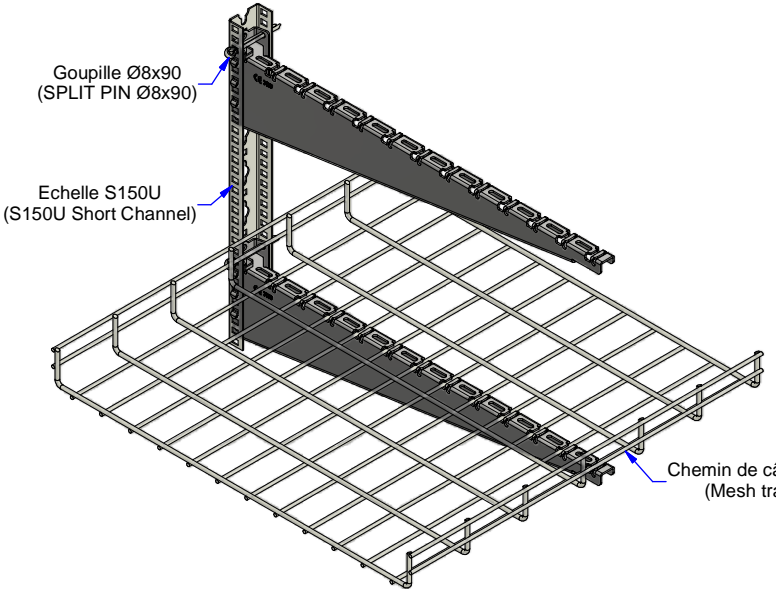


BP TRCC M6x12 HE

Chemin de câbles tôle  
(Cable tray)



Description	Code	Masse/Weight Kg/p	Ep./Th. mm	H mm	l./w. mm	daN	daN
C 600 SZ	757007	1,370	2,50	121	637	170	180



Goupille Ø8x90  
(SPLIT PIN Ø8x90)

Echelle S150U  
(S150U Short Channel)

Chemin de câbles fil  
(Mesh tray)

G : Pre-galvanised according to NF EN 10346 (S220 GD / Z).  
SZ : Tôle d'acier galvanisé avant fabrication suivant NF EN 10346 (S220 GD / Z).



www.niedaxfrance.fr

<b>CONSOLE-600 S150U SZ</b> <b>BRACKET-600 S150U G</b>		
ASSISTANCE TECHNIQUE +33 (0)1 55 95 92 17 pole.technique@niedax.fr		
<b>FT02376</b>		