




Connectors > Terminal Blocks & Strips > Modular Terminal Blocks



Block Function: **Disconnect**
Modular Terminal Block Product Type: **Screw Clamp Terminal Block**
Rated Cross Section: **4 mm²**
Primary Product Color: **Orange**

Features

Product Type Features

Modular Terminal Block Product Type	Screw Clamp Terminal Block
-------------------------------------	----------------------------

Configuration Features

Gauge Type	A3-B3
Number of Levels	1
Number of Circuits	1
Block Function	Disconnect
Number of Positions	2

Electrical Characteristics

Impulse Withstanding Voltage Rating (IEC)	6000 V
Power Loss	.8 W
Short-Time Withstanding Current Rating @ 1s	480 A
Voltage Rating (IEC)	400 V
Operating Voltage Rating (UL & CSA) (Max) - Main Circuit	150 V
Voltage Rating (CSA)	150 V
Dielectric Test Voltage	1890 V



Current Rating (UL)	26 A
Current Rating (IEC)	26 A

Body Features

Product Weight	14.2 g[.559 oz]
Primary Product Color	Orange

Mechanical Attachment

DIN Rail Mounting Type	TH35-15, TH35-7.5
Terminal Block Disconnect Type	Blade
Connector Mounting Type	DIN Rail

Housing Features

Housing Material	Polyamide
------------------	-----------

Dimensions

Main Circuit Capacity - Twin Ferrule per Screw Clamp	24 – 16 AWG
Main Circuit Capacity - 1 Flexible Conductor per Screw Clamp	24 – 10 AWG
Main Circuit Capacity - 1 Insulated Ferrule per Screw Clamp	24 – 12 AWG
Main Circuit Capacity - 1 Non-Insulated Ferrule per Screw Clamp	.22 – 4 mm²
Main Circuit Capacity - 2 Flexible Conductors per Screw Clamp	.2 – 1.5 mm²
Main Circuit Capacity - 1 Rigid Stranded Conductor per Screw Clamp	24 – 10 AWG
Wire Stripping Length	10.5 mm[.413 in]
Main Circuit Capacity - 2 Rigid Stranded Conductors per Screw Clamp	.2 – 1.5 mm²
Tool Size	3.5 mm[.138 in]
Product Depth	51.4 mm
Product Length	51.35 mm[2.02 in]
Product Height	70.5 mm
Rated Cross Section	4 mm²
Product Spacing	6 mm[.236 in]

Usage Conditions

Storage Temperature Range	-55 – 110 °C[-67 – 230 °F]
Installation Temperature Range	-5 – 40 °C[23 – 104 °F]
Operating Temperature Range	-55 – 110 °C[-67 – 230 °F]

Industry Standards



IP Rating	IP20
UL Flammability Rating	UL 94V-0

Product Compliance


For compliance documentation, visit the product page on TE.com>

EU RoHS Directive 2011/65/EU	Compliant
EU ELV Directive 2000/53/EC	Compliant
China RoHS 2 Directive MIIT Order No 32, 2016	No Restricted Materials Above Threshold
EU REACH Regulation (EC) No. 1907/2006	Current ECHA Candidate List: JUNE 2022 (224) Candidate List Declared Against: JUNE 2022 (224) Does not contain REACH SVHC
Halogen Content	Low Halogen - Br, Cl, F, I < 900 ppm per homogenous material. Also BFR/CFR/PVC Free
Solder Process Capability	Not reviewed for solder process capability


Product Compliance Disclaimer

This information is provided based on reasonable inquiry of our suppliers and represents our current actual knowledge based on the information they provided. This information is subject to change. The part numbers that TE has identified as EU RoHS compliant have a maximum concentration of 0.1% by weight in homogenous materials for lead, hexavalent chromium, mercury, PBB, PBDE, DBP, BBP, DEHP, DIBP, and 0.01% for cadmium, or qualify for an exemption to these limits as defined in the Annexes of Directive 2011/65/EU (RoHS2). Finished electrical and electronic equipment products will be CE marked as required by Directive 2011/65/EU. Components may not be CE marked. Additionally, the part numbers that TE has identified as EU ELV compliant have a maximum concentration of 0.1% by weight in homogenous materials for lead, hexavalent chromium, and mercury, and 0.01% for cadmium, or qualify for an exemption to these limits as defined in the Annexes of Directive 2000/53/EC (ELV). Regarding the REACH Regulation, the information TE provides on SVHC in articles for this part number is based on the latest European Chemicals Agency (ECHA) 'Guidance on requirements for substances in articles' posted at this URL: <https://echa.europa.eu/guidance-documents/guidance-on-reach>


Compatible Parts




TE Part # 1SNK150004R0000
MC612-YL



TE Part # 1SNK900001R0000
BAM4



TE Part # 1SNK900002R0000
BAZ1






TE Part # 1SNK900105R0000
ES-TC6



 <p>TE Part # 1SNK900203R0000 TP2</p>	 <p>TE Part # 1SNK900603R0000 JB85-3</p>	 <p>TE Part # 1SNK906305R0000 JB6-5</p>	 <p>TE Part # 1SNA113546R1400 PC6-2</p>
 <p>TE Part # 1SNA113548R2600 PC6-10</p>	 <p>TE Part # 1SNA116536R0500 PC6-3</p>	 <p>TE Part # 1SNA116537R0600 PC6-4</p>	 <p>TE Part # 1SNA164800R0300 PR3.G2</p>
 <p>TE Part # 1SNA168500R1200 PR4</p>	 <p>TE Part # 1SNA168700R2200 PR5</p>	 <p>TE Part # 1SNA173220R0500 PR30</p>	 <p>TE Part # 1SNA174300R1700 PR3.Z2</p>
 <p>TE Part # 1SNK150000R0000 MC612</p>	 <p>TE Part # 1SNK159999R0000 MC612PA</p>	 <p>TE Part # 1SNK900201R0000 TC5-R1</p>	 <p>TE Part # 1SNK900205R0000 TP4</p>

Also in the Series | ENTRELEC SNK

 <p>Modular Terminal Blocks(318)</p>	 <p>Terminal Block & Strip Conducting Accessories(67)</p>	 <p>Terminal Block & Strip Insulating Accessories(30)</p>
---	---	--

Customers Also Bought



Documents

CAD Files

3D PDF

3D

Customer View Model

ENG_CVM_CVM_1SNK506331R0000_A.2d_dxf.zip

English

Customer View Model

ENG_CVM_CVM_1SNK506331R0000_A.3d_igs.zip

English

Customer View Model

ENG_CVM_CVM_1SNK506331R0000_A.3d_stp.zip

English

By downloading the CAD file I accept and agree to the [Terms and Conditions](#) of use.

Datasheets & Catalog Pages

ENTRELEC Terminal Block - Master Catalog

English

ZS4-S-T2-R1-OR

English

SNK SERIES TERMINAL BLOCKS

English

ENTRELEC Terminal Blocks Catalogue (RUS)