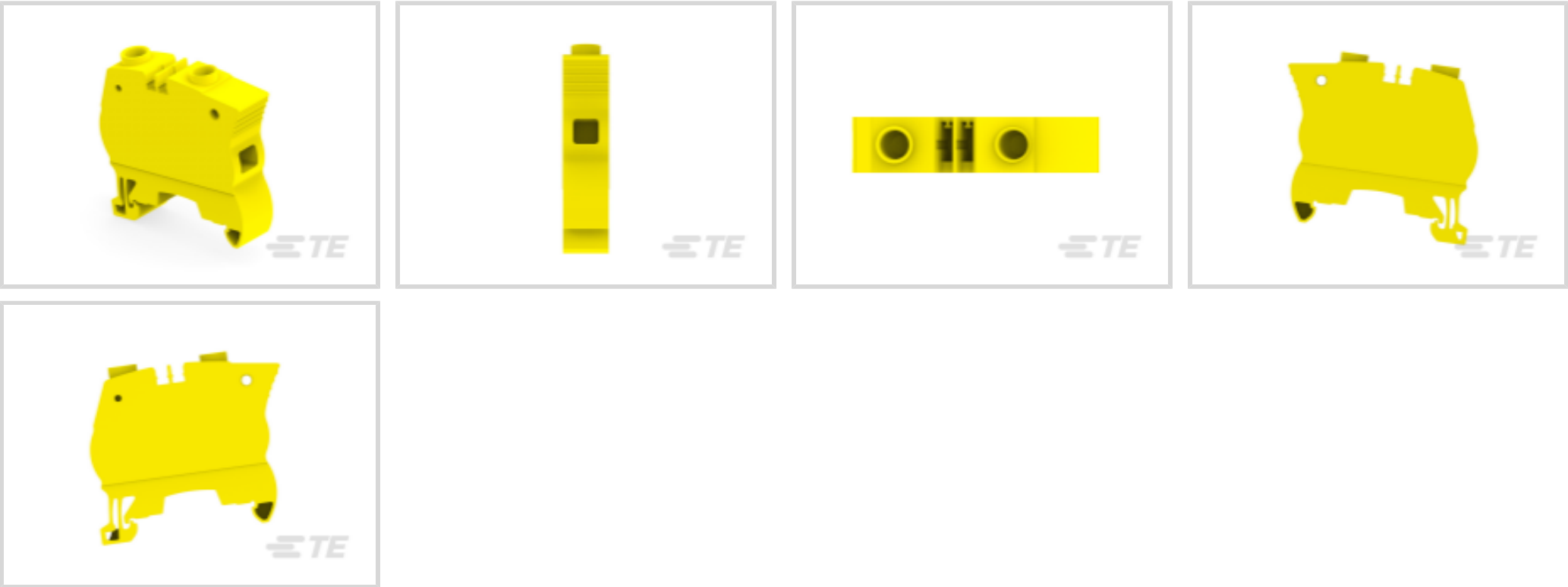




Connectors > Terminal Blocks & Strips > Modular Terminal Blocks



Block Function: **Feed-Through**

Modular Terminal Block Product Type: **Screw Clamp Terminal Block**

Rated Cross Section: **16 mm²**

Primary Product Color: **Yellow**

Features

Product Type Features

Modular Terminal Block Product Type	Screw Clamp Terminal Block
-------------------------------------	----------------------------

Configuration Features

Gauge Type	A6-B6
Number of Levels	1
Number of Circuits	1
Block Function	Feed-Through
Number of Positions	2

Electrical Characteristics

Impulse Withstanding Voltage Rating (IEC)	8000 V
Current Rating (CSA)	100 A
Power Loss	2.4 W
Short-Time Withstanding Current Rating @ 1s	1920 A
Voltage Rating (IEC)	1000 V
Operating Voltage Rating (UL & CSA) (Max) - Main Circuit	600 V
Voltage Rating (CSA)	600 V



Dielectric Test Voltage	2200 V
Current Rating (UL)	100 A
Current Rating (IEC)	76 A

Body Features

Product Weight	21.4 g[.843 oz]
Primary Product Color	Yellow

Mechanical Attachment

DIN Rail Mounting Type	TH35-15, TH35-7.5
Connector Mounting Type	DIN Rail

Housing Features

Housing Material	Polyamide
------------------	-----------

Dimensions

Main Circuit Capacity - Twin Ferrule per Screw Clamp	20 – 10 AWG
Main Circuit Capacity - 1 Flexible Conductor per Screw Clamp	.5 – 25 mm²
Main Circuit Capacity - 1 Insulated Ferrule per Screw Clamp	24 – 8 AWG
Main Circuit Capacity - 1 Non-Insulated Ferrule per Screw Clamp	.5 – 16 mm²
Main Circuit Capacity - 1 Rigid Stranded Conductor per Screw Clamp	24 – 3 AWG
Wire Stripping Length	13.5 mm[.531 in]
Main Circuit Capacity - 2 Rigid Stranded Conductors per Screw Clamp	.5 – 10 mm²
Main Circuit Capacity - 2 Flexible Conductors per Screw Clamp	.5 – 10 mm²
Tool Size	5.5 mm[.217 in]
Product Depth	48.8 mm
Product Length	48.8 mm
Product Height	56.1 mm
Rated Cross Section	16 mm²
Product Spacing	12 mm[.472 in]

Usage Conditions

Storage Temperature Range	-55 – 110 °C[-67 – 230 °F]
Installation Temperature Range	-5 – 40 °C[23 – 104 °F]
Operating Temperature Range	-55 – 110 °C[-67 – 230 °F]

Industry Standards



IP Rating	IP20
UL Flammability Rating	UL 94V-0

Product Compliance


For compliance documentation, visit the product page on TE.com>

EU RoHS Directive 2011/65/EU	Compliant
EU ELV Directive 2000/53/EC	Compliant
China RoHS 2 Directive MIIT Order No 32, 2016	No Restricted Materials Above Threshold
EU REACH Regulation (EC) No. 1907/2006	Current ECHA Candidate List: JUNE 2022 (224) Candidate List Declared Against: JUNE 2022 (224) Does not contain REACH SVHC
Halogen Content	Low Halogen - Br, Cl, F, I < 900 ppm per homogenous material. Also BFR/CFR/PVC Free
Solder Process Capability	Not reviewed for solder process capability


Product Compliance Disclaimer

This information is provided based on reasonable inquiry of our suppliers and represents our current actual knowledge based on the information they provided. This information is subject to change. The part numbers that TE has identified as EU RoHS compliant have a maximum concentration of 0.1% by weight in homogenous materials for lead, hexavalent chromium, mercury, PBB, PBDE, DBP, BBP, DEHP, DIBP, and 0.01% for cadmium, or qualify for an exemption to these limits as defined in the Annexes of Directive 2011/65/EU (RoHS2). Finished electrical and electronic equipment products will be CE marked as required by Directive 2011/65/EU. Components may not be CE marked. Additionally, the part numbers that TE has identified as EU ELV compliant have a maximum concentration of 0.1% by weight in homogenous materials for lead, hexavalent chromium, and mercury, and 0.01% for cadmium, or qualify for an exemption to these limits as defined in the Annexes of Directive 2000/53/EC (ELV). Regarding the REACH Regulation, the information TE provides on SVHC in articles for this part number is based on the latest European Chemicals Agency (ECHA) 'Guidance on requirements for substances in articles' posted at this URL: <https://echa.europa.eu/guidance-documents/guidance-on-reach>


Compatible Parts




TE Part # 1SNK140004R0000
MC512-YL



TE Part # 1SNK150004R0000
MC612-YL




TE Part # 1SNK160004R0000
MC812-YL






TE Part # 1SNK505910R0000
ES4













 TE Part # 1SNK900001R0000 BAM4	 TE Part # 1SNK900002R0000 BAZ1	 TE Part # 1SNK900101R0000 CS	 TE Part # 1SNK900103R0000 CS-R1
 TE Part # 1SNK900203R0000 TP2	 TE Part # 1SNK900603R0000 JB85-3	 TE Part # 1SNK900621R0000 PL10	 TE Part # 1SNK900624R0000 KCO
 TE Part # 1SNK912302R0000 JB12-2	 TE Part # 1SNK912303R0000 JB12-3	 TE Part # 1SNA164800R0300 PR3.G2	 TE Part # 1SNA168500R1200 PR4
 TE Part # 1SNA168700R2200 PR5	 TE Part # 1SNA173220R0500 PR30	 TE Part # 1SNA174300R1700 PR3.Z2	 TE Part # 1SNA178529R0400 PR50

Also in the Series | ENTRELEC SNK

 Modular Terminal Blocks(318)	 Terminal Block & Strip Conducting Accessories(67)	 Terminal Block & Strip Insulating Accessories(30)
---	--	--

Customers Also Bought



 <p>TE Part #1SNK505030R0000 ZS4-OR</p>	 <p>TE Part #1SNK505150R0000 ZS4-PE</p>	 <p>TE Part #1SNK510150R0000 ZS16-PE</p>	 <p>TE Part #1SNK900002R0000 BAZ1</p>
 <p>TE Part #1SNK900621R0000 PL10</p>	 <p>TE Part #1SNK505020R0000 ZS4-BL</p>	 <p>TE Part #1SNK506020R0000 ZS6-BL</p>	 <p>TE Part #1SNK506150R0000 ZS6-PE</p>
 <p>TE Part #1SNK508150R0000 ZS10-PE</p>	 <p>TE Part #1SNK905350R0000 JB5-50</p>		

Documents

CAD Files

3D PDF

3D

Customer View Model

ENG_CVM_CVM_1SNK512060R0000_A.2d_dxf.zip

English

Customer View Model

ENG_CVM_CVM_1SNK512060R0000_A.3d_igs.zip

English

Customer View Model

ENG_CVM_CVM_1SNK512060R0000_A.3d_stp.zip

English

By downloading the CAD file I accept and agree to the Terms and Conditions of use.

Datasheets & Catalog Pages

ENTRELEC Terminal Block - Master Catalog

English

ZS25-YL

English

1SNK512060R0000

Modular Terminal Blocks, Feed-Through, Screw Clamp Terminal Block, Yellow,
Product Spacing .472 in [12 mm], 2 Position, DIN Rail, ENTRELEC SNK



SNK SERIES TERMINAL BLOCKS

English

ENTRELEC Terminal Blocks Catalogue (RUS)

Agency Approvals

ZK-ZS_ATEX_1SND225112U1006-C-TE

English