

1SNK710010R0000 ✓ ACTIVE

ENTRELEC | ENTRELEC SNK

TE Internal #: 1SNK710010R0000

Modular Terminal Blocks, Feed-Through, PI-Spring Terminal Block,  
Gray, Product Spacing .394 in [10 mm], 2 Position, DIN Rail,  
ENTRELEC SNK

[View on TE.com >](#)



Connectors > Terminal Blocks & Strips > Modular Terminal Blocks



Block Function: **Feed-Through**

Modular Terminal Block Product Type: **PI-Spring Terminal Block**

Rated Cross Section: **10 mm<sup>2</sup>**

Primary Product Color: **Gray**

## Features

### Product Type Features

|                                     |                          |
|-------------------------------------|--------------------------|
| Modular Terminal Block Product Type | PI-Spring Terminal Block |
|-------------------------------------|--------------------------|

### Configuration Features

|                     |                  |
|---------------------|------------------|
| Gauge Type          | A6 & 5.1 mm Dia. |
| Number of Levels    | 1                |
| Number of Circuits  | 1                |
| Block Function      | Feed-Through     |
| Number of Positions | 2                |

### Electrical Characteristics

|  |        |
|--|--------|
| Impulse Withstanding Voltage Rating (IEC)                | 8000 V |
| Current Rating (CSA)                                     | 55 A   |
| Power Loss   | 1.8 W  |
| Short-Time Withstanding Current Rating @ 1s              | 1200 A |
| Voltage Rating (IEC)                                     | 1000 V |
| Operating Voltage Rating (UL & CSA) (Max) - Main Circuit | 600 V  |
| Voltage Rating (CSA)                                     | 600 V  |

|                         |        |
|-------------------------|--------|
| Dielectric Test Voltage | 2200 V |
| Current Rating (UL)     | 55 A   |
| Current Rating (IEC)    | 57 A   |

### Body Features

|                       |                  |
|-----------------------|------------------|
| Product Weight        | 27.2 g[1.071 oz] |
| Primary Product Color | Gray             |

### Mechanical Attachment

|                         |                   |
|-------------------------|-------------------|
| DIN Rail Mounting Type  | TH35-15, TH35-7.5 |
| Connector Mounting Type | DIN Rail          |

### Housing Features

|                  |           |
|------------------|-----------|
| Housing Material | Polyamide |
|------------------|-----------|

### Dimensions

|   |                         |
|---|-------------------------|
| Main Circuit Capacity - 1 Rigid Stranded Conductor per Spring Clamp | .5 – 16 mm <sup>2</sup> |
| Main Circuit Capacity - Twin Ferrule per Spring Clamp               | .5 – 4 mm <sup>2</sup>  |
| Main Circuit Capacity - 1 Flexible Conductor per Spring Clamp       | .5 – 10 mm <sup>2</sup> |
| Wire Stripping Length   | 15 mm[.591 in]          |
| Main Circuit Capacity - 1 Non-Insulated Ferrule per Spring Clamp    | .5 – 10 mm <sup>2</sup> |
| Main Circuit Capacity - 1 Insulated Ferrule per Spring Clamp        | 20 – 8 AWG              |
| Tool Size   | 4 mm[.157 in]           |
| Product Depth   | 47.5 mm                 |
| Product Length  | 47.5 mm                 |
| Product Height  | 82.5 mm                 |
| Rated Cross Section   | 10 mm <sup>2</sup>      |
| Product Spacing   | 10 mm[.394 in]          |

### Usage Conditions

|                                |                            |
|--------------------------------|----------------------------|
| Storage Temperature Range      | -55 – 110 °C[-67 – 230 °F] |
| Installation Temperature Range | -5 – 40 °C[23 – 104 °F]    |
| Operating Temperature Range    | -55 – 110 °C[-67 – 230 °F] |

### Industry Standards

|                        |          |
|------------------------|----------|
| IP Rating              | IP20     |
| UL Flammability Rating | UL 94V-0 |



## Product Compliance





[For compliance documentation, visit the product page on TE.com>](#)

|   |   |
|---|---|
| EU RoHS Directive 2011/65/EU                  | Compliant   |
| EU ELV Directive 2000/53/EC                   | Compliant   |
| China RoHS 2 Directive MIIT Order No 32, 2016 | No Restricted Materials Above Threshold   |
| EU REACH Regulation (EC) No. 1907/2006        | Current ECHA Candidate List: JUNE 2022 (224)<br>Candidate List Declared Against: JUNE 2022 (224)<br>Does not contain REACH SVHC |
| Halogen Content                               | Low Halogen - Br, Cl, F, I < 900 ppm per homogenous material. Also BFR/CFR/PVC Free   |
| Solder Process Capability                     | Not reviewed for solder process capability  |

### Product Compliance Disclaimer



This information is provided based on reasonable inquiry of our suppliers and represents our current actual knowledge based on the information they provided. This information is subject to change. The part numbers that TE has identified as EU RoHS compliant have a maximum concentration of 0.1% by weight in homogenous materials for lead, hexavalent chromium, mercury, PBB, PBDE, DBP, BBP, DEHP, DIBP, and 0.01% for cadmium, or qualify for an exemption to these limits as defined in the Annexes of Directive 2011/65/EU (RoHS2). Finished electrical and electronic equipment products will be CE marked as required by Directive 2011/65/EU. Components may not be CE marked. Additionally, the part numbers that TE has identified as EU ELV compliant have a maximum concentration of 0.1% by weight in homogenous materials for lead, hexavalent chromium, and mercury, and 0.01% for cadmium, or qualify for an exemption to these limits as defined in the Annexes of Directive 2000/53/EC (ELV). Regarding the REACH Regulation, the information TE provides on SVHC in articles for this part number is based on the latest European Chemicals Agency (ECHA) 'Guidance on requirements for substances in articles' posted at this URL: <https://echa.europa.eu/guidance-documents/guidance-on-reach>

## Compatible Parts

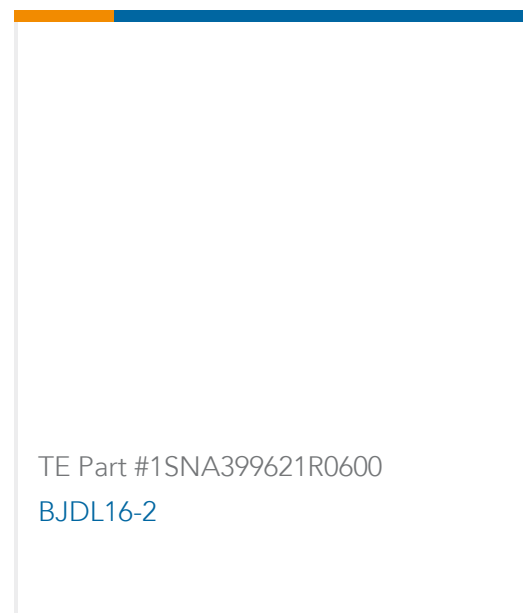
|   |  |   |   |
|---|--|---|---|
|  <p>TE Part # 1SNK140004R0000<br/>MC512-YL</p> |  <p>TE Part # 1SNK150004R0000<br/>MC612-YL</p> |  <p>TE Part # 1SNK160004R0000<br/>MC812-YL</p> |  <p>TE Part # 1SNK900001R0000<br/>BAM4</p> |
|---|--|---|---|



Also in the Series | **ENTRELEC SNK**



Customers Also Bought



## Documents

### CAD Files

#### Customer View Model

[ENG\\_CVM\\_CVM\\_1SNK710010R0000\\_B1.3d\\_igs.zip](#)

English

#### Customer View Model

[ENG\\_CVM\\_CVM\\_1SNK710010R0000\\_B1.3d\\_stp.zip](#)

English

#### Customer View Model

[ENG\\_CVM\\_CVM\\_1SNK710010R0000\\_B1.2d\\_dxf.zip](#)

English

### 3D PDF

3D

By downloading the CAD file I accept and agree to the [Terms and Conditions](#) of use.

### Datasheets & Catalog Pages

[ENTRELEC Terminal Block - Master Catalog](#)

English

**ZK10**

English



## [SNK SERIES TERMINAL BLOCKS](#)

English

[ENTRELEC Terminal Blocks Catalogue \(RUS\)](#)

[Essential Entrelec Terminal Blocks](#)

French

[Essential Entrelec Terminal Blocks](#)

English

---

[Agency Approvals](#)

[Agency Approval Document](#)

English