



Connectors > Terminal Blocks & Strips > Modular Terminal Blocks



Block Function: **Feed-Through**
Modular Terminal Block Product Type: **Female Plug**
Rated Cross Section: **2.5 mm²**
Primary Product Color: **Blue**

Features

Product Type Features

Modular Terminal Block Product Type	Female Plug
-------------------------------------	-------------


Configuration Features

Gauge Type	A2 / 2.3 mm Dia.
Number of Levels	1
Number of Poles	1
Number of Circuits	1
Block Function	Feed-Through
Number of Positions	1

Electrical Characteristics

Operating Voltage Rating (UL & CSA) (Max) - Main Circuit	600 V
Impulse Withstanding Voltage Rating (IEC)	8000 V
Voltage Rating (CSA)	600 V
Current Rating (CSA)	20 A
Dielectric Test Voltage	2200 V
Short-Time Withstanding Current Rating @ 1s	300 A
Voltage Rating (IEC)	800 V
Current Rating (UL)	20 A
Current Rating (IEC)	24 A
Voltage Rating	800 VAC

Body Features





Product Weight	4.08 g[.143 oz]
----------------	-----------------

Primary Product Color	Blue
-----------------------	------

Termination Features

Termination Method to Wire & Cable	Push-in
------------------------------------	---------

Mechanical Attachment

Connector Mounting Type	Cable Mount (Free-Hanging)
-------------------------	----------------------------

Housing Features

Housing Material	Polyamide 6.6
------------------	---------------

Dimensions

Main Circuit Capacity - 1 Rigid Stranded Conductor per Spring Clamp	.2 – 4 mm²
---	------------

Wire Stripping Length	11 mm[.433 in]
-----------------------	----------------

Main Circuit Capacity - 1 Non-Insulated Ferrule per Spring Clamp	.22 – 2.5 mm²
--	---------------

Main Circuit Capacity - 1 Insulated Ferrule per Spring Clamp	26 – 14 AWG
--	-------------

Main Circuit Capacity - 1 Flexible Conductor per Spring Clamp	.22 – 2.5 mm²
---	---------------

Tool Size	3.5 mm[.138 in]
-----------	-----------------

Product Depth	42.9 mm[1.67 in]
---------------	------------------

Product Width	5.2 mm[.204 in]
---------------	-----------------

Product Length	42.9 mm[1.67 in]
----------------	------------------

Product Height	23.8 mm[.91 in]
----------------	-----------------

Rated Cross Section	2.5 mm²
---------------------	---------

Product Spacing	5.2 mm[.204 in]
-----------------	-----------------

Wire Size	2.5 mm²
-----------	---------

Usage Conditions

Storage Temperature Range	-55 – 110 °C[-67 – 230 °F]
---------------------------	----------------------------

Installation Temperature Range	-5 – 40 °C[23 – 104 °F]
--------------------------------	-------------------------

Operating Temperature Range	-55 – 110 °C[-67 – 230 °F]
-----------------------------	----------------------------

Operation/Application

Circuit Application	Signal
---------------------	--------

Industry Standards

IP Rating	IP20
-----------	------

UL Flammability Rating	UL 94V-0
------------------------	----------



Product Compliance


For compliance documentation, visit the product page on TE.com>

EU RoHS Directive 2011/65/EU	Compliant
EU ELV Directive 2000/53/EC	Compliant
China RoHS 2 Directive MIIT Order No 32, 2016	No Restricted Materials Above Threshold
EU REACH Regulation (EC) No. 1907/2006	Current ECHA Candidate List: JUNE 2022 (224) Candidate List Declared Against: JUNE 2022 (224) Does not contain REACH SVHC
Halogen Content	Low Halogen - Br, Cl, F, I < 900 ppm per homogenous material. Also BFR/CFR/PVC Free
Solder Process Capability	Not reviewed for solder process capability


Product Compliance Disclaimer

This information is provided based on reasonable inquiry of our suppliers and represents our current actual knowledge based on the information they provided. This information is subject to change. The part numbers that TE has identified as EU RoHS compliant have a maximum concentration of 0.1% by weight in homogenous materials for lead, hexavalent chromium, mercury, PBB, PBDE, DBP, BBP, DEHP, DIBP, and 0.01% for cadmium, or qualify for an exemption to these limits as defined in the Annexes of Directive 2011/65/EU (RoHS2). Finished electrical and electronic equipment products will be CE marked as required by Directive 2011/65/EU. Components may not be CE marked. Additionally, the part numbers that TE has identified as EU ELV compliant have a maximum concentration of 0.1% by weight in homogenous materials for lead, hexavalent chromium, and mercury, and 0.01% for cadmium, or qualify for an exemption to these limits as defined in the Annexes of Directive 2000/53/EC (ELV). Regarding the REACH Regulation, the information TE provides on SVHC in articles for this part number is based on the latest European Chemicals Agency (ECHA) 'Guidance on requirements for substances in articles' posted at this URL: <https://echa.europa.eu/guidance-documents/guidance-on-reach>

Compatible Parts




TE Part # 1SNK140004R0000
MC512-YL



TE Part # 1SNK805014R0000
ZDK2.5-21



TE Part # 1SNK805015R0000
ZDK2.5-11



TE Part # 1SNK805017R0000
ZD2.5-22



TE Part # 1SNK805025R0000
ZDK2.5-11-BL

TE Part # 1SNK805150R0000
ZDK2.5-11-PE

TE Part # 1SNK805152R0000
ZDK2.5-22-PE

TE Part # 1SNK805156R0000
ZD2.5-22-PE

TE Part # 1SNK805212R0000
ZDK2.5-D2-PE

TE Part # 1SNK805213R0000
ZDK2.5-D2

TE Part # 1SNK805214R0000
ZDK2.5-D1

TE Part # 1SNK805223R0000
ZDK2.5-D2-BL

TE Part # 1SNK805250R0000
ZDK2.5-D1-PE

TE Part # 1SNK900203R0000
TP2

TE Part # 1SNK900637R0000
VR-ZD

TE Part # 1SNK900660R0000
PT-ZD

TE Part # 1SNK905302R0000
JB5-2

TE Part # 1SNK905303R0000
JB5-3

TE Part # 1SNK140000R0000
MC512

TE Part # 1SNK149999R0000
MC512PA

Also in the Series | ENTRELEC SNK


Modular Terminal Blocks(318)

Terminal Block & Strip Conducting Accessories(67)


Terminal Block & Strip Insulating Accessories(30)

Customers Also Bought







TE Part #1SNK900001R0000
BAM4




TE Part #1SNA231000R0700
RC510




TE Part #1SNA233000R0100
RC610




TE Part #1SNL606010R0000
C4/6




TE Part #1SNL606150R0000
C4/6.P




TE Part #1SNL610010R0000
C10/10




TE Part #1SNL900100R0000
EP5-6



TE Part #1SNL906602R0000
BJCI6-2



TE Part #1SNL906603R0000
BJCI6-3



TE Part #1SNL906605R0000
BJCI6-5

Documents

CAD Files

3D PDF

3D

Customer View Model

ENG_CVM_CVM_1SNK805744R0000_A.2d_dxf.zip

English

Customer View Model

ENG_CVM_CVM_1SNK805744R0000_A.3d_igs.zip

English

Customer View Model

ENG_CVM_CVM_1SNK805744R0000_A.3d_stp.zip

English

By downloading the CAD file I accept and agree to the [Terms and Conditions](#) of use.

Datasheets & Catalog Pages

ENTRELEC Terminal Block - Master Catalog

English

SNK SERIES TERMINAL BLOCKS

English



Essential Entrelec Terminal Blocks

French

Essential Entrelec Terminal Blocks

English

Agency Approvals

Agency Approval Document

English