



## Features

Use: Indoor  
Type of installation: SUSPENDED, CEILING MOUNTED  
Emission: DIRECT  
Colour: WHITE  
Emergency: NO  
L: 70mm  
H: 40mm  
Warranty: 5 years  
Weight: 2.06kg

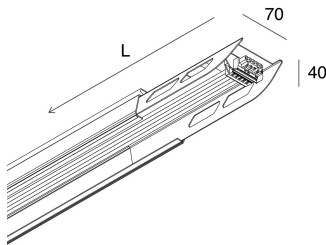
## Tech data

IP: 20  
Insulation class: I  
Supply voltage: 220-240V 50/60Hz

## Compliance

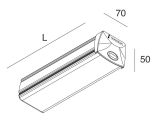
CEI EN 60598-1:2015 + A11:2009. IEC 60598-2:2015 2-1

[View more product info](#)



## COMPLETION ACCESSORIES

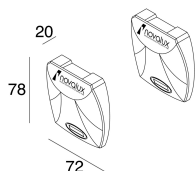
---



LI-NEAR: MOD.TERMINALE L=210MM+TEST+SC

**107204.01**

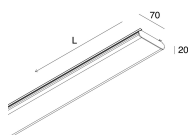
---



LI-NEAR: TESTATE INIZIO-LINEA (COPPIA)

**107205.01**

---



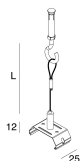
LI-NEAR: MODULO CIECO 1,50M BIA+2 SCUR

**107206.01**

---

## MOUNTING ACCESSORIES

---



LI-NEAR: KIT SOSPENSIONE 3M 1 PZ.

**107207.99**

---



LI-NEAR: KIT FISSAGGIO PLAFONE (COPPIA)

**107209.99**

---