

Features

Use: Indoor
Type of installation: RECESSED INTO PLASTERBOARD
Emission: DIRECT
Optics: SPOT
Beam: 12°
Colour: WHITE
Dimming: WITH ACCESSORY
Emergency: WITH ACCESSORY
L: 125mm
A: 125mm
H: 117mm
Warranty: 5 years
Weight: 0.97kg

Tech data

Luminaire luminous flux: 2598lm
Luminous flux in emergency: 24%
IP: 20
Insulation class: III
Supply voltage: DC 700 MA
SELV: No

Source

Light source: LED
Source power: 26W
Colour temperature: 3000K
CRI: >90
LED lifespan: 30000h L70 B20

Compliance

CEI EN 60598-1:2015 + A11:2009. IEC 60598-2:2015 2-1, 2-2

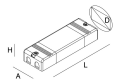
Standards

Photobiological risk: RISK GROUP 1 Certified fixture in RISK GROUP 1 (Low Risk)-The fixture does not pose a hazard due to normal behavioral limitations on exposure - in accordance with CEI EN 62471:2010-01, IEC TR 62778:2014.

CAM edilizia: The product complies with the requirements for public buildings, ministerial decree of 23rd June 2022 n.256.

[View more product info](#)

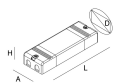
ELECTRICAL ACCESSORIES



ALIM. LED MAX 30W 700MA

101311.99

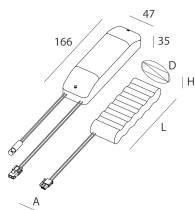
DIMMABLE ACCESSORIES



ALIM. LED MAX 40W 700MA 1-10V DALI PUSH

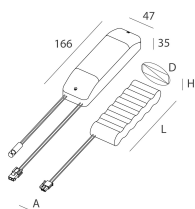
101312.99

EMERGENCY ACCESSORIES



KIT EMERGENZA 1H 9V-58V

18002.99



KIT EMERGENZA 3H 9V-58V

18003.99