

### Features

Use: Indoor  
Type of installation: RECESSED INTO PLASTERBOARD  
Emission: DIRECT  
Optics: OPAL  
Beam: 100°  
Colour: WHITE  
Dimming: WITH ACCESSORY  
Emergency: WITH ACCESSORY  
A: Ø230mm  
H: 28mm  
D: 210-215mm  
Warranty: 5 years  
Weight: 0.73kg

### Tech data

Luminaire input power: 23W  
Luminaire luminous flux: 2250lm  
Luminous flux in emergency: 1h: 22% / 3h: 9%  
IP: 40  
Insulation class: II  
Supply voltage: 220-240V 50/60Hz  
SELV: Si

### Source

Light source: LED  
Source power: 20W  
Source luminous flux: 2650lm  
Colour temperature: 3000K  
CRI: >80  
LED lifespan: 50000h L80 B20

### Compliance

CEI EN 60598-1:2015 + A11:2009. IEC 60598-2:2015 2-1, 2-2

### Standards

Photobiological risk: RISK GROUP 0 Certified fixture in EXEMPT GROUP, in accordance with CEI EN 62471:2010-01, IEC TR 62778:2014.

[View more product info](#)

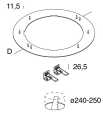
# SLIM

11802.01

**novalux**  
ITALIAN LIGHTING DESIGN SINCE 1948

## COMPLETION ACCESSORIES

---

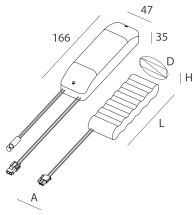


SLIM: ADATT.PER FORO 240MM / 250MM

**11814.01**

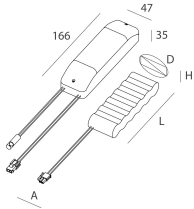
## EMERGENCY ACCESSORIES

---



KIT EMERGENZA 1H 9V-58V

**18002.99**



KIT EMERGENZA 3H 9V-58V

**18003.99**



Novalux S.r.l. via Marzabotto, 2 40050 Funo di Argelato (BO) Italy  
Tel: +39 051 860558 · Fax +39 051 6647859 · Mail: info@novalux.it · VAT number 00536541204 · novalux.com  
Company subject to the management and coordination by SLV GmbH

This technical data sheet is owned by Novalux S.r.l., all rights reserved. Novalux S.r.l. reserves the right to make changes without prior notice.