

Features

Use: Indoor
 Type of installation: RECESSED INTO PLASTERBOARD
 Emission: DIRECT
 Optics: OPAL
 Beam: 100°
 Colour: WHITE
 Dimming: WITH ACCESSORY
 Emergency: WITH ACCESSORY
 L: 110mm
 A: 110mm
 H: 24mm
 Warranty: 5 years
 Weight: 0.35kg

Tech data

Luminaire input power: 11W
 Luminaire luminous flux: 1080lm
 Luminous flux in emergency: 1h: 53% / 3h: 21%
 IP: 40
 Insulation class: II
 Supply voltage: 220-240V 50/60Hz
 SELV: Si

Source

Light source: LED
 Source power: 9W
 Source luminous flux: 1300lm
 Colour temperature: 3000K
 CRI: >80
 LED lifespan: 50000h L80 B20

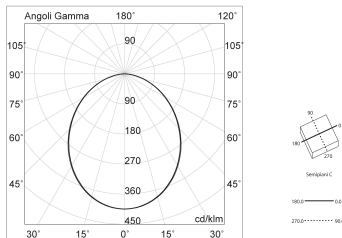
Compliance

CEI EN 60598-1:2015 + A11:2009. IEC 60598-2:2015 2-1, 2-2

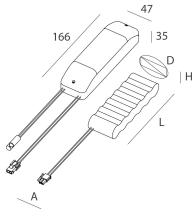
Standards

Photobiological risk: RISK GROUP 0 Certified fixture in EXEMPT GROUP, in accordance with CEI EN 62471:2010-01, IEC TR 62778:2014.

[View more product info](#)

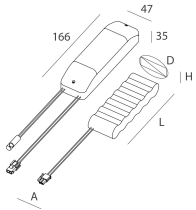


EMERGENCY ACCESSORIES



KIT EMERGENZA 1H 9V-58V

18002.99



KIT EMERGENZA 3H 9V-58V

18003.99