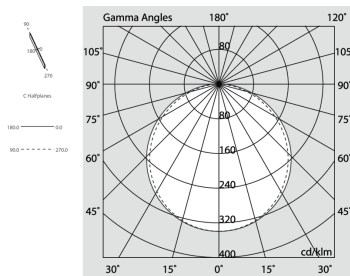
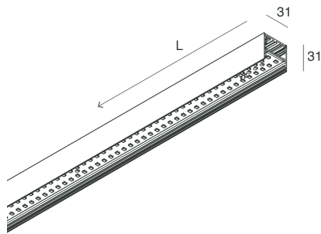


P-30 PCB

105801.20

novalux
ITALIAN LIGHTING DESIGN SINCE 1948



Features

Use: Indoor
Type of installation: WALL, SUSPENDED, CEILING MOUNTED
Emission: DIRECT
Optics: OPAL
Colour: CAFFE
Dimming: ON/OFF
Emergency: NO
L: 800mm
A: 31mm
H: 31mm
Made in: ITALY
Warranty: 5 years
Weight: 0.927kg

Tech data

Luminaire input power: 11.1W
Luminaire luminous flux: 788lm
IP: 40
Insulation class: I
No. of driver per product: 1
Supply voltage: 220-240V 50/60Hz
SELV: Si

Source

Light source: LED
Source power: 8W
Source luminous flux: 1484lm
Colour temperature: 3000K
CRI: >90
Colour tolerance: 3 Step MacAdam
LED lifespan: 50000h L80 B20

Compliance

CEI EN 60598-1:2021 + A11:2023, CEI EN 60598-2-1:2022

Standards

Photobiological risk: RISK GROUP 0 Certified fixture in EXEMPT GROUP, in accordance with CEI EN 62471:2010-01, IEC TR 62778:2014.
CAM edilizia: The product complies with the requirements for public buildings, ministerial decree of 23rd June 2022 n.256.

[P-30 PCB: View more product info](#)



Novalux S.r.l. via Marzabotto, 2 40050 Funo di Argelato (BO) Italy
Tel: +39 051 860558 · Fax +39 051 6647859 · Mail: info@novalux.it · VAT number 00536541204 · novalux.com
Company subject to the management and coordination by SLV GmbH

This technical data sheet is owned by Novalux S.r.l., all rights reserved. Novalux S.r.l. reserves the right to make changes without prior notice.
Last update: 19/5/2025, 12:42:01

P-30 PCB

105801.20

novalux
ITALIAN LIGHTING DESIGN SINCE 1948

SCREENS



P-30: DIFF. OPALE L=6500

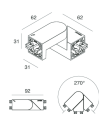
103315.99



P-30: DIFF. OPALE PER L800

103360.99

COMPLETION ACCESSORIES



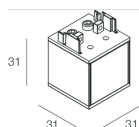
P-30: SNODO 3P PER PCB/STRIP CAFFE

105853.20



P-30: COVER ANGOLO L CAFFE

103329.20



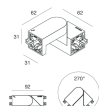
P-30: TESTATA PER INSTALL.VERT. CAF

1058D8.20



P-30: ANGOLO T PLAFONE-SOSP CAFFE

103331.20



P-30: SNODO NO CAVI CAFFE

105854.20



P-30: COVER ANGOLO T CAFFE

103333.20



P-30: ANGOLO L PLAFONE-SOSP-PARETE CAFFE

103327.20



P-30: TESTATE PLAF/SOSP/PAR/SPOT CAFFE

103361.20



Novalux S.r.l. via Marzabotto, 2 40050 Funo di Argelato (BO) Italy
Tel: +39 051 860558 · Fax +39 051 6647859 · Mail: info@novalux.it · VAT number 00536541204 · novalux.com
Company subject to the management and coordination by SLV GmbH

This technical data sheet is owned by Novalux S.r.l., all rights reserved. Novalux S.r.l. reserves the right to make changes without prior notice.
Last update: 19/5/2025, 12:42:01

P-30 PCB

105801.20

novalux
ITALIAN LIGHTING DESIGN SINCE 1948

MOUNTING ACCESSORIES

	P-30: ROSONE LATER. ALIM L=1200 3P BIA	103320.01
	P-30: CAVO DI SOSPENSIONE	103318.99
	P-30: ROSONE CARTON. ALIM L1200 3P CAFFE	103319.20
	P-30: ROSONE LATER. ALIM L1200 3P CAFFE	103320.20
	P-30: ROSONE CARTON. ALIM L=1200 3P BIA	103319.01



Novalux S.r.l. via Marzabotto, 2 40050 Funo di Argelato (BO) Italy
Tel: +39 051 860558 · Fax +39 051 6647859 · Mail: info@novalux.it · VAT number 00536541204 · novalux.com
Company subject to the management and coordination by SLV GmbH

This technical data sheet is owned by Novalux S.r.l., all rights reserved. Novalux S.r.l. reserves the right to make changes without prior notice.
Last update: 19/5/2025, 12:42:01