

## Features

Use: Indoor

Type of installation: RECESSED INTO PLASTERBOARD, SUSPENDED, CEILING MOUNTED

Emission: DIRECT

Optics: LENS UGR<19

Colour: WHITE

Dimming: PUSH, DALI

Emergency: WITH ACCESSORY

L: 595mm

A: 595mm

H: 14 (35 con driver)mm

Warranty: 5 years

Weight: 3.37kg

## Tech data

Luminaire input power: 24W

Luminaire luminous flux: 2665lm

Luminous flux in emergency: 1h: 20% / 3h: 8

IP: 40

Insulation class: II

No. of driver per product: 1

Supply voltage: 600mA driver incluso

UGR: <19

IK: 06

SELV: Si

## Source

Light source: LED

Source power: 20W

Source luminous flux: 3262lm

Colour temperature: 4000K

CRI: >90

LED lifespan: 50000h L80 B20

## Compliance

CEI EN 60598-1:2021 + A11:2023, CEI EN 60598-2-1:2022, CEI EN 60598-2-2:2012

## Standards

Photobiological risk: RISK GROUP 0 Certified fixture in EXEMPT GROUP, in accordance with CEI EN 62471:2010-01, IEC TR 62778:2014.

CAM edilizia: The product complies with the requirements for public buildings, ministerial decree of 23rd June 2022 n.256.


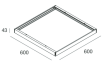

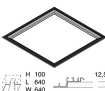

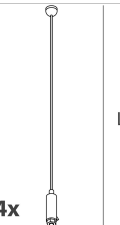
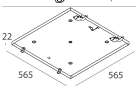
## Average luminance

Average luminance limits for DSE workstation 65°(in accordance to EN 12464-1:2011).

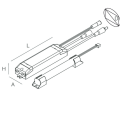
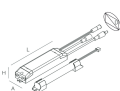
[View more product info](#)



## MOUNTING ACCESSORIES

	<p>KIT ALIMENTAZIONE L1200 5P BIA</p>	<p><b>108921.01</b></p>
	<p>BOX PER INST. PLAFONE THE PANEL 600X600</p>	<p><b>102086.01</b></p>
	<p>SCHOOL: KIT MOLLE PER INCASSO</p>	<p><b>104107.99</b></p>
	<p>THE PANEL 2: KIT INST.INC.RAS.CART.600</p>	<p><b>102028.99</b></p>
	<p>SCHOOL: KIT ANTICADUTA L=3000</p>	<p><b>104119.99</b></p>
	<p>SCHOOL: KIT SOSPENSIONE H1200</p>	<p><b>104110.99</b></p>
	<p>SCHOOL: KIT INST.PLAFONE 600X600</p>	<p><b>104108.01</b></p>

## EMERGENCY ACCESSORIES

	<p>THE PANEL 2: EMER.INC.3H 10/54VDC</p>	<p><b>1020A5.99</b></p>
	<p>THE PANEL 2: EMER.INC.1H 10/54VDC</p>	<p><b>1020A4.99</b></p>