



**Electrical features**

Maximum operating current ( $\leq 440V$ ) A 22

**Components**

Contactor standard supplied	BF1210A / BF1201A / BF0910A
Thermal relay standard supplied	No
Thermal relay to purchase separately	RF38
Auxiliary contact standard supplied	BFX1020 // BFX1011

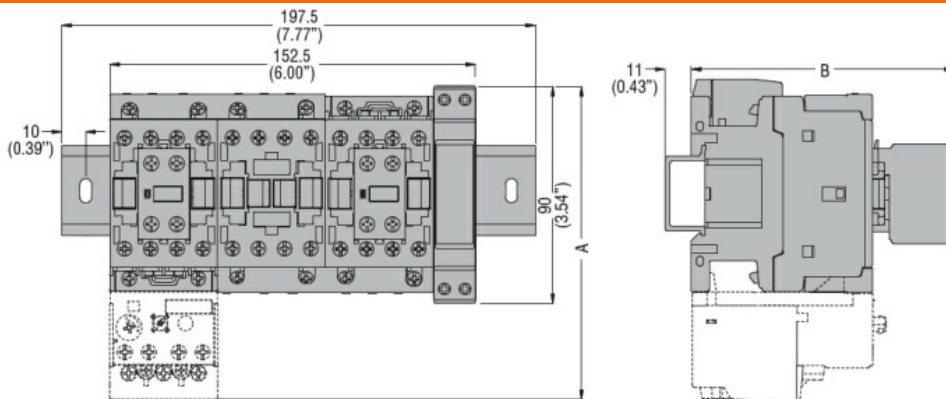
**Contact characteristics**

IEC standard motor powers	230V	kW	5.5
	400V	kW	11
	440V	kW	11
	500V	kW	11

**Mechanical features**

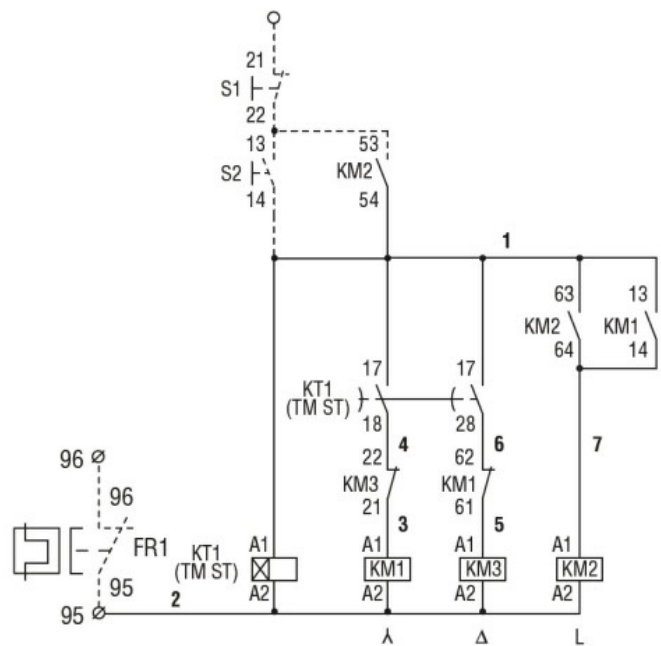
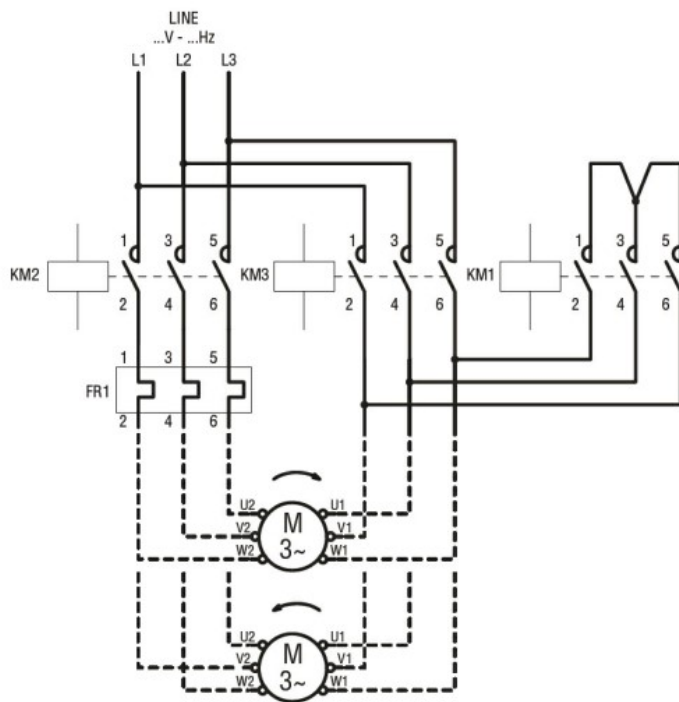
Weight g 1700

**Dimensions**



STARTER TYPE	A	B
BFA009 70	130.5 (5.14")	109.5 (4.31")
BFA012 70	130.5 (5.14")	109.5 (4.31")
BFA018 70	130.5 (5.14")	109.5 (4.31")
BFA025 70	130.5 (5.14")	109.5 (4.31")
BFA026 70	135 (5.14")	119 (4.68")
BFA032 70	135 (5.14")	119 (4.68")
BFA038 70	135 (5.14")	119 (4.68")
BFA050 70	173 (6.81")	142 (5.59")
BFA065 70	173 (6.81")	142 (5.59")
BFA080 70	183 (7.20")	142 (5.59")

**Wiring diagrams**



**Certifications and compliance**

Compliance

IEC/EN 60947-1  
IEC/EN 60947-4-9

Certificates

/

**ETIM classification**

ETIM 8.0

EC001037 -  
Motor  
starter/Motor  
starter  
combination