

General characteristics

| | |
|-------------------|---|
| Switching diagram | 123 - Multi-step 0-1-2 2 poles |
| N° of elements | 2 |
| Mounting form | P - Plastic enclosure with black handle |

Contact characteristics

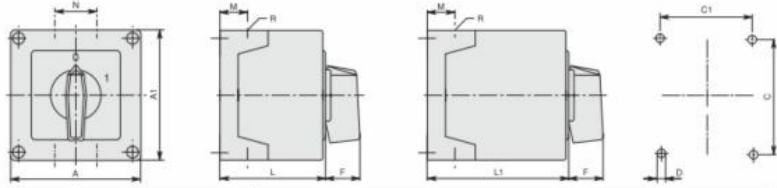
| | | | |
|---|-------------------|------|------|
| Rated insulation voltage U_i | IEC/EN | V | 690 |
| | UL/CSA | V | 600 |
| Rated impulse withstand voltage U_{imp} | | kV | 6 |
| Conventional free air thermal current I_{th} | IEC/EN | A | 20 |
| | UL/CSA | A | 15 |
| Rated operational voltage | | V | 440 |
| Rated operational impulse voltage | | kV | 4 |
| Maximum fuse size for short-circuit protection I_n (gG) | 10kA | A | 20 |
| | 15kA | A | 20 |
| | 25kA | A | 20 |
| Rated short time current I_{cw} | 1s | kA | 250 |
| | Conductivity | | |
| Operational current I_e IEC/EN | AC1/AC21A | | A 20 |
| | AC15 | | |
| | 110V | A | 10 |
| | 220/230V | A | 8 |
| | 380/400V | A | 6 |
| | 660/690V | A | 1.5 |
| Rated operational power in AC | Three-phase AC-3 | | |
| | 220/230V | kW | 3.7 |
| | 380/440V | kW | 5.5 |
| | 500/690V | kW | 5.5 |
| | Single-phase AC-3 | | |
| | 110V | kW | 0.75 |
| | 220/230V | kW | 1.8 |
| | 380/440V | kW | 3 |
| | Three-phase AC23A | | |
| | 220/230V | kW | 4 |
| | 380/440V | kW | 7.5 |
| | 500/690V | kW | 7.5 |
| Single-phase AC23A | | | |
| 110V | kW | 0.75 | |
| 220/230V | kW | 2.2 | |
| 380/440V | kW | 3.5 | |
| Rated operational current in DC | DC21A | | |
| | 48V | A | 20 |
| | 60V | A | 20 |

| | | | |
|--|------|-----------------|-------------------|
| | 110V | A | 4 |
| | 220V | A | 0.6 |
| | 440V | A | 0.25 |
| <hr/> | | | |
| DC23A (poles in series) | 24V | A | 20 (1) |
| | 48V | A | 20 (2) |
| | 60V | A | 20 (3) |
| | 110V | A | 10 (3) |
| | 220V | A | 8 (4) |
| <hr/> | | | |
| DC13 | 24V | A | 20 |
| | 48V | A | 16 |
| | 60V | A | 12 |
| | 110V | A | 1 |
| | 220V | A | 0.4 |
| | 440V | A | 0.15 |
| <hr/> | | | |
| Power dissipation | | W | 0.6 |
| Mechanical features | | | |
| Terminals screw | | | M3 |
| Tightening torque for terminals max | | Nm | 0.8 |
| <hr/> | | | |
| Conductor size | | | |
| AWG - Rigid cable | min | AWG | 20 |
| | Max | AWG | 12 |
| <hr/> | | | |
| AWG - Flexible cable | min | AWG | 20 |
| | Max | AWG | 12 |
| <hr/> | | | |
| Conductor size (IEC) - Flexible cable | min | mm ² | 0.5 |
| | Max | mm ² | 2.5 |
| <hr/> | | | |
| Conductor size (IEC) - Rigid cable | min | mm ² | 0.5 |
| | Max | mm ² | 2.5 |
| <hr/> | | | |
| Mechanical life | | cycles | 1X10 ⁶ |
| UL technical data | | | |
| Motor power for direct-on-line control | | | |
| for three-phase motor | 120V | HP | 1.5 |
| | 240V | HP | 3 |
| | 480V | HP | 5 |
| | 600V | HP | 5 |
| <hr/> | | | |
| for single-phase motor | 120V | HP | 0.75 |
| | 240V | HP | 1.5 |
| <hr/> | | | |
| Ambient conditions | | | |
| Temperature | | | |
| Operating temperature | min | °C | -25 |
| | max | °C | +55 |
| <hr/> | | | |
| Storage temperature | min | °C | -40 |
| | max | °C | +70 |
| <hr/> | | | |
| Resistance & Protection | | | |
| Frontal IP degree | | | IP65 |

Terminals IP degree

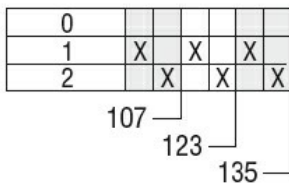
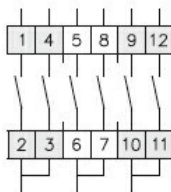
IP20

Dimensions



| Series | Enclosure size | Number of elements | | Dimensions | | | | | | | | | | | Cable entry | Protection degree |
|--------|----------------|--------------------|-----|------------|-----|------|----|-----|----|----|------|------|-------|--------|-------------|-------------------|
| | | L | L1 | A | A1 | C | C1 | D | F | M | N | L | L1 | | | |
| GX1600 | 90x90 | 1-2 | 3-5 | 90 | 90 | 79 | 79 | 4.5 | 25 | 19 | 30 | 71.3 | 98.3 | 4xPG16 | IP65 | |
| GX2000 | | 1-2 | 3-5 | | | | | | | | | | | | | |
| GX16 | 110x110 | 1-3 | 4-7 | 110 | 110 | 98.4 | 83 | 4.5 | 32 | 21 | 39.5 | 85.5 | 119.5 | 4xPG21 | IP65 | |
| GX20 | | 1-3 | 4-7 | | | | | | | | | | | | | |
| GX3200 | | 1-2 | 3-4 | | | | | | | | | | | | | |
| GX4000 | | 1-2 | 3-4 | | | | | | | | | | | | | |

Wiring diagrams



Certifications and compliance

Compliance

IEC/EN/BS 60947-1
IEC/EN/BS 60947-3
IEC/EN/BS 60947-5-1
IEC/EN/BS 61058-1

Certificates

EAC

ETIM classification

ETIM 8.0

EC001029 -
Selector switch,
complete