

**General characteristics**

Switching diagram	52 - Changeover switch 2 poles
N° of elements	2
Mounting form	P - Plastic enclosure with black handle

**Contact characteristics**

Rated insulation voltage $U_i$	IEC/EN	V	690
	UL/CSA	V	600
Rated impulse withstand voltage $U_{imp}$		kV	6
Conventional free air thermal current $I_{th}$	IEC/EN	A	32
	UL/CSA	A	32
Rated operational voltage		V	440
Rated operational impulse voltage		kV	4
Maximum fuse size for short-circuit protection $I_n$ (gG)	10kA	A	35
	15kA	A	35
	25kA	A	35
Rated short time current $I_{cw}$	1s	kA	1000
			10/5 mA/V
Conductivity			10/5 mA/V
Operational current $I_e$ IEC/EN	AC1/AC21A	A	32
	AC15		
	110V	A	25
	220/230V	A	20
	380/400V	A	10
	660/690V	A	2
Rated operational power in AC	Three-phase AC-3		
	220/230V	kW	7.5
	380/440V	kW	11
	500/690V	kW	11
	Single-phase AC-3		
	110V	kW	1.8
	220/230V	kW	3.5
	380/440V	kW	5.5
	Three-phase AC23A		
	220/230V	kW	8
	380/440V	kW	15
	500/690V	kW	15
	Single-phase AC23A		
	110V	kW	2.2
	220/230V	kW	3.5
	380/440V	kW	6
Rated operational current in DC	DC21A		
	48V	A	32
	60V	A	32

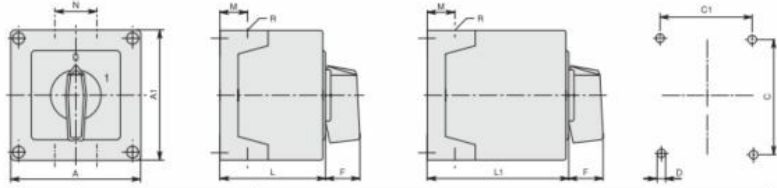
ENCLOSED ROTARY CAM SWITCH GX SERIES, CHANGEOVER SWITCH 2 POLES 32A IN  
PLASTIC ENCLOSURE 110X110MM WITH BLACK HANDLE

	110V	A	5
	220V	A	0.8
	440V	A	0.25
DC23A (poles in series)	24V	A	32 (1)
	48V	A	32 (2)
	60V	A	32 (3)
	110V	A	15 (3)
	220V	A	12 (4)
DC13	24V	A	32
	48V	A	25
	60V	A	14
	110V	A	3
	220V	A	0.5
	440V	A	0.15
Power dissipation		W	1.6
<b>Mechanical features</b>			
Terminals screw			M4
Tightening torque for terminals max		Nm	1.2
Conductor size			
AWG - Rigid cable	min	AWG	16
	Max	AWG	8
AWG - Flexible cable	min	AWG	16
	Max	AWG	10
Conductor size (IEC) - Flexible cable	min	mm <sup>2</sup>	1.5
	Max	mm <sup>2</sup>	6
Conductor size (IEC) - Rigid cable	min	mm <sup>2</sup>	1.5
	Max	mm <sup>2</sup>	10
Mechanical life		cycles	1X10 <sup>6</sup>
<b>UL technical data</b>			
Motor power for direct-on-line control			
for three-phase motor	120V	HP	3
	240V	HP	7.5
	480V	HP	15
	600V	HP	15
for single-phase motor	120V	HP	1.5
	240V	HP	3
<b>Ambient conditions</b>			
Temperature			
Operating temperature	min	°C	-25
	max	°C	+55
Storage temperature	min	°C	-40
	max	°C	+70
<b>Resistance &amp; Protection</b>			
Frontal IP degree			IP65

Terminals IP degree

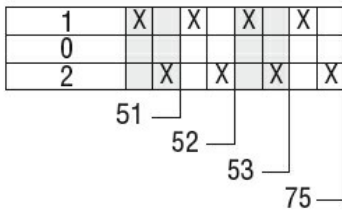
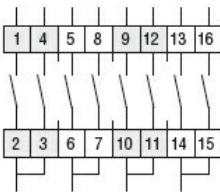
IP20

**Dimensions**



Series	Enclosure size	Number of elements		Dimensions										Cable entry	Protection degree
		L	L1	A	A1	C	C1	D	F	M	N	L	L1		
GX1600	90x90	1-2	3-5	90	90	79	79	4.5	25	19	30	71.3	98.3	4xPG16	IP65
GX2000		1-2	3-5												
GX16	110x110	1-3	4-7	110	110	98.4	83	4.5	32	21	39.5	85.5	119.5	4xPG21	IP65
GX20		1-3	4-7												
GX3200		1-2	3-4												
GX4000		1-2	3-4												

**Wiring diagrams**



**Certifications and compliance**

Compliance

- IEC/EN/BS 60947-1
- IEC/EN/BS 60947-3
- IEC/EN/BS 60947-5-1
- IEC/EN/BS 61058-1

Certificates

EAC

**ETIM classification**

ETIM 8.0

EC001029 -  
Selector switch,  
complete