

**General characteristics**

Switching diagram	123 - Multi-step 0-1-2 2 poles
N° of elements	2
Mounting form	P - Plastic enclosure with black handle

**Contact characteristics**

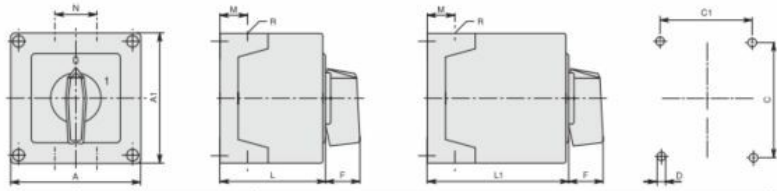
Rated insulation voltage $U_i$	IEC/EN	V	690	
	UL/CSA	V	600	
Rated impulse withstand voltage $U_{imp}$		kV	6	
Conventional free air thermal current $I_{th}$	IEC/EN	A	40	
	UL/CSA	A	40	
Rated operational voltage		V	440	
Rated operational impulse voltage		kV	4	
Maximum fuse size for short-circuit protection $I_n$ (gG)	10kA	A	40	
	15kA	A	35	
	25kA	A	35	
Rated short time current $I_{cw}$	1s	kA	1000	
			10/5 mA/V	
Conductivity			10/5 mA/V	
Operational current $I_e$ IEC/EN	AC1/AC21A		A	40
	AC15	110V	A	25
		220/230V	A	22
		380/400V	A	12
		660/690V	A	2
Rated operational power in AC	Three-phase AC-3	220/230V	kW	7.5
		380/440V	kW	15
		500/690V	kW	15
	Single-phase AC-3	110V	kW	2.2
		220/230V	kW	4.4
		380/440V	kW	7
	Three-phase AC23A	220/230V	kW	9
		380/440V	kW	18.5
		500/690V	kW	15
Single-phase AC23A	110V	kW	3	
	220/230V	kW	5.2	
	380/440V	kW	7.5	
Rated operational current in DC	DC21A	48V	A	40
		60V	A	40

	110V	A	6
	220V	A	0.8
	440V	A	0.25
<hr/>			
DC23A (poles in series)	24V	A	40 (1)
	48V	A	40 (1)
	60V	A	40 (3)
	110V	A	40 (3)
	220V	A	12 (4)
<hr/>			
DC13	24V	A	40
	48V	A	32
	60V	A	16
	110V	A	3
	220V	A	0.5
	440V	A	0.15
<hr/>			
Power dissipation		W	1.6
<b>Mechanical features</b>			
Terminals screw			M4
Tightening torque for terminals max		Nm	1.2
<hr/>			
Conductor size			
AWG - Rigid cable	min	AWG	16
	Max	AWG	8
<hr/>			
AWG - Flexible cable	min	AWG	16
	Max	AWG	10
<hr/>			
Conductor size (IEC) - Flexible cable	min	mm <sup>2</sup>	1.5
	Max	mm <sup>2</sup>	6
<hr/>			
Conductor size (IEC) - Rigid cable	min	mm <sup>2</sup>	1.5
	Max	mm <sup>2</sup>	10
<hr/>			
Mechanical life		cycles	1X10 <sup>6</sup>
<b>UL technical data</b>			
Motor power for direct-on-line control			
for three-phase motor	120V	HP	5
	240V	HP	10
	480V	HP	15
	600V	HP	15
<hr/>			
for single-phase motor	120V	HP	2
	240V	HP	5
<hr/>			
<b>Ambient conditions</b>			
Temperature			
Operating temperature	min	°C	-25
	max	°C	+55
<hr/>			
Storage temperature	min	°C	-40
	max	°C	+70
<hr/>			
<b>Resistance &amp; Protection</b>			
Frontal IP degree			IP65

Terminals IP degree

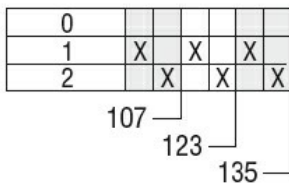
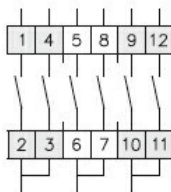
IP20

**Dimensions**



Series	Enclosure size	Number of elements		Dimensions										Cable entry	Protection degree
		L	L1	A	A1	C	C1	D	F	M	N	L	L1		
GX1600	90x90	1-2	3-5	90	90	79	79	4.5	25	19	30	71.3	98.3	4xPG16	IP65
GX2000		1-2	3-5												
GX16	110x110	1-3	4-7	110	110	98.4	83	4.5	32	21	39.5	85.5	119.5	4xPG21	IP65
GX20		1-3	4-7												
GX3200		1-2	3-4												
GX4000		1-2	3-4												

**Wiring diagrams**



**Certifications and compliance**

Compliance

- IEC/EN/BS 60947-1
- IEC/EN/BS 60947-3
- IEC/EN/BS 60947-5-1
- IEC/EN/BS 61058-1

Certificates

EAC

**ETIM classification**

ETIM 8.0

EC001029 -  
Selector switch,  
complete