



Contact characteristics			
Contact configuration			4 C/O
Rated insulation voltage $U_i$ IEC/EN	V		500
Rated impulse withstand voltage $U_{imp}$	kV		4
IEC Conventional free air thermal current $I_{th} \leq 40^\circ\text{C}$	A		5
Rated current ( $I_n$ )	A		5
Max contrrollable power in			
	AC-1	W	5
Rated operating power AC-1		VA	1250
Rated operating power AC-15	230 VAC	VA	150
Single-phase motor control	230VAC	kW	0.37
Rated operating current DC-1			
	30V	A	8
	110V	A	0.3
	220V	A	0.1
Minimum switching load		V / mA	5 / 100
Contact impedance		m $\Omega$	100
Contact material			Ag/Ni
Operating times			
Closing		ms	<25
Opening		ms	<25
Operations			
Mechanical life		cycles	20000000
Electrical life AC1		cycles	100000
Coil characteristics			
Relay control voltage		V	24VAC
Average coil consumption AC at 20°C		VA	1.7
Average coil consumption DC at 20°C		W	1.1
Operating range			
	Closing	% $U_n$	70...110
	Opening	% $U_n$	20...55
Maximum cycle frequency		cycles/h	3600
Mechanical features			
Max socket terminal tightening torque		Nm	0.6
Socket screw tightening tool (cross / flat blade)			PH1 / 4.5mm
Conductor section			
	AWG/Kcmil		
		min	20
		max	14
	IEC		
		min	mm <sup>2</sup> 0.5
		max	mm <sup>2</sup> 2.5

Operating position

normal

Any

Fixing

On 35mm DIN rail and with screw

Ambient conditions

Temperature

Operating temperature

min	°C	-40
max	°C	+70

Storage temperature

min	°C	-40
max	°C	+80

Other features

Indication

Yes

Mechanical contact position indicator

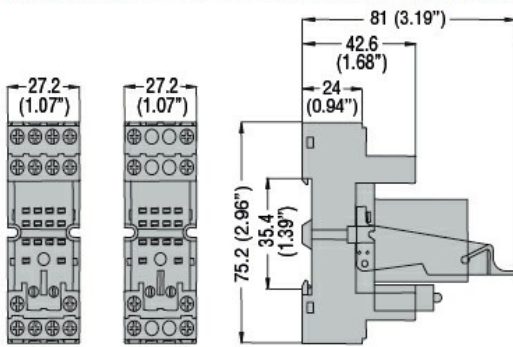
Yes

Mechanical test actuator

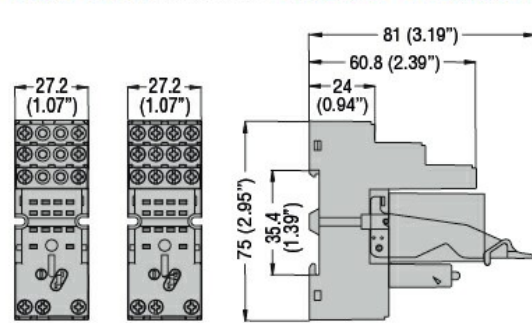
Yes

Dimensions

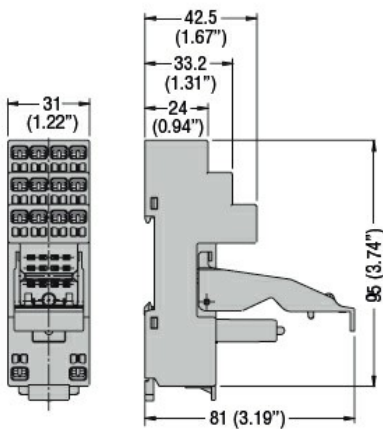
HR60 2C... with socket HR6XS21 - HR6XS22



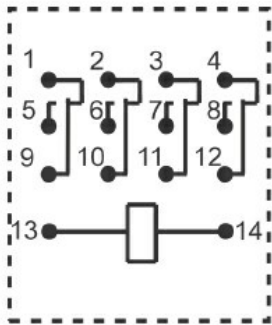
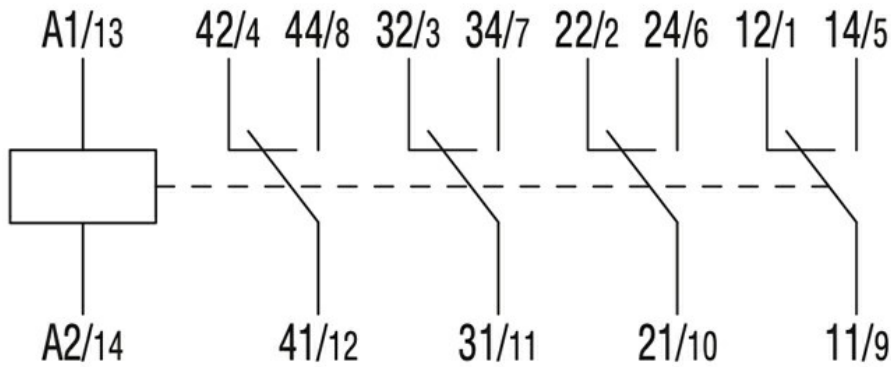
HR60 4C... with socket HR6XS41 - HR6XS42



HR60 2C... - HR60 4C... with socket HR6XS21S - HR6XS41S



Wiring diagrams



### Certifications and compliance

#### Compliance

IEC/EN 61810

#### Certificates

CSA

cURus

EAC

VDE

### ETIM classification

ETIM 8.0

EC001437 -  
Switching relay