



Contact characteristics

Contact configuration			3 C/O
Rated insulation voltage U_i IEC/EN	V		250
Rated impulse withstand voltage U_{imp}	kV		6
IEC Conventional free air thermal current $I_{th} \leq 40^\circ\text{C}$	A		10
Rated current (I_n)	A		10
Rated operating power AC-1		VA	2500
Rated operating power AC-15	230 VAC	VA	500
Single-phase motor control	230VAC	kW	1.2
Rated operating current DC-1	30V	A	10
Minimum switching load		V / mA	5 / 100
Contact impedance		m Ω	100
Contact material			Ag/Ni

Operating times

Closing	ms	<30
Opening	ms	<30

Operations

Mechanical life	cycles	5000000
Electrical life AC1	cycles	100000

Coil characteristics

Relay control voltage	V		48VDC
Average coil consumption AC at 20°C	VA		3
Average coil consumption DC at 20°C	W		1.5
Operating range		Closing	% U_n 75...110
		Opening	% U_n 10...30
Maximum cycle frequency		cycles/h	3600

Mechanical features

Max socket terminal tightening torque	Nm		0.6
Socket screw tightening tool (cross / flat blade)			PH1 / 4.5mm
Conductor section	AWG/Kcmil		
		min	20
		max	14
	IEC		
		min	mm ² 0.5
		max	mm ² 2.5
Operating position		normal	Any

Fixing	On 35mm DIN rail and with screw
--------	---------------------------------

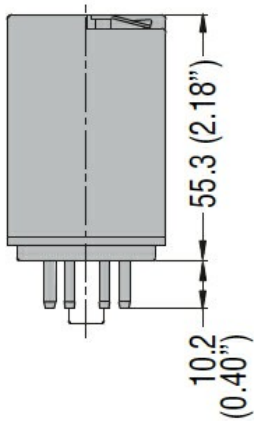
Ambient conditions

Temperature	Operating temperature	min	°C	-40
		max	°C	+55
	Storage temperature	min	°C	-40
		max	°C	+70

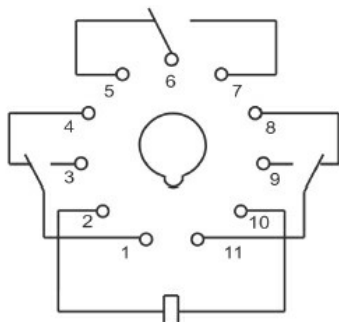
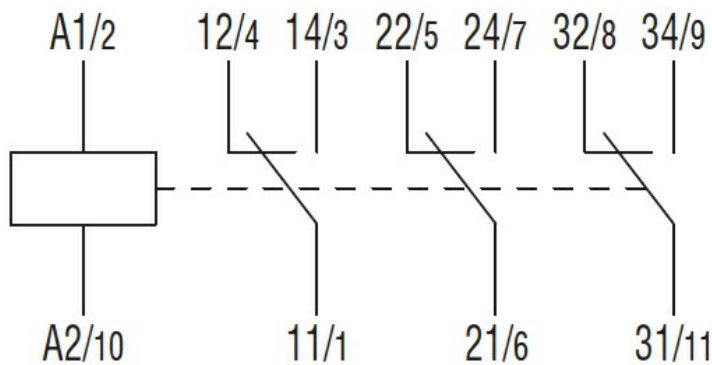
Other features

Indication	Yes
Mechanical contact position indicator	Yes
Mechanical test actuator	Yes

Dimensions



Wiring diagrams



Certifications and compliance

Compliance

IEC/EN 61810

Certificates

cURus

EAC

VDE

ETIM classification

ETIM 8.0

EC001437 -
Switching relay