



Contact characteristics			
Contact configuration			2 C/O
Rated insulation voltage U_i IEC/EN	V		250
Rated impulse withstand voltage U_{imp}	kV		6
IEC Conventional free air thermal current $I_{th} \leq 40^\circ\text{C}$	A		8
Maximum instantaneous current	A		20
Rated current (I_n)	A		8
Max contrrollable power in	AC-1	W	2000
	AC-15	VA	150
Rated operating power AC-1		VA	2000
	230 VAC	VA	150
Rated operating power AC-15		VA	150
	230VAC	kW	0.2
Single-phase motor control	30V	A	8
	110V	A	0.3
	220V	A	0.1
Rated operating current DC-1	V / mA		5 / 100
	m Ω		100
Minimum switching load			AgSnO ₂
Contact impedance			
Contact material			
Operating times			
Closing	ms		10
Opening	ms		5
Operations			
Mechanical life	cycles		10000000
Electrical life AC1	cycles		50000
Coil characteristics			
Relay control voltage	V		24VDC
Average coil consumption AC at 20°C	VA		0.9
Average coil consumption DC at 20°C	W		0.45
Operating range	Closing	% U_n	75...110
	Opening	% U_n	10...30
Maximum cycle frequency	cycles/h		3600
Mechanical features			
Max socket terminal tightening torque	Nm		0.6
Socket screw tightening tool (cross / flat blade)			PH1 / 4.5mm
Conductor section	AWG/Kcmil		
		min	20
		max	14
IEC			

	min	mm ²	0.5
	max	mm ²	2.5
Operating position	normal		Any
Fixing			On 35mm DIN rail and with screw

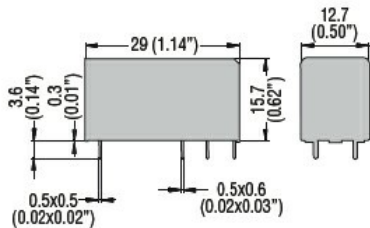
Ambient conditions

Temperature	Operating temperature	min	°C	-40
		max	°C	+85
	Storage temperature	min	°C	-40
		max	°C	+85

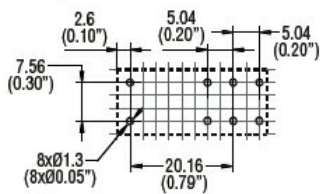
Other features

Indication	No
Mechanical contact position indicator	No
Mechanical test actuator	No

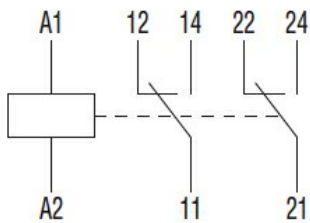
Dimensions



PCB layout



Wiring diagrams



Certifications and compliance

Compliance IEC/EN 61810

ETIM classification

ETIM 8.0 EC001437 - Switching relay