



Auxiliary supply

Supply voltage Type	Single voltage		
Rated auxiliary supply voltage Us	AC		
	min	VAC	24
Operating voltage range	0.85...1.1 Us		
Rated frequency	Hz	50/60	
Power consumption Max	VA	4.8	
Power dissipation Max	W	3	

Relay outputs

Number of relays	Nr.	2	
Relay state	Normally de-energised, energises at tripping		
Contact arrangement	2 x 1NO-SPST contact		
Rated operational voltage AC (IEC)	VAC	250	
Maximum switching voltage	VAC	400	
IEC Conventional free air thermal current I _{th} ≤ 40°C	A	8	
UL/CSA and IEC/EN 60947-5-1 designation	B300		
Electrical life (with rated load)	cycles	10 ⁵	
Mechanical life	cycles	30x10 ⁶	

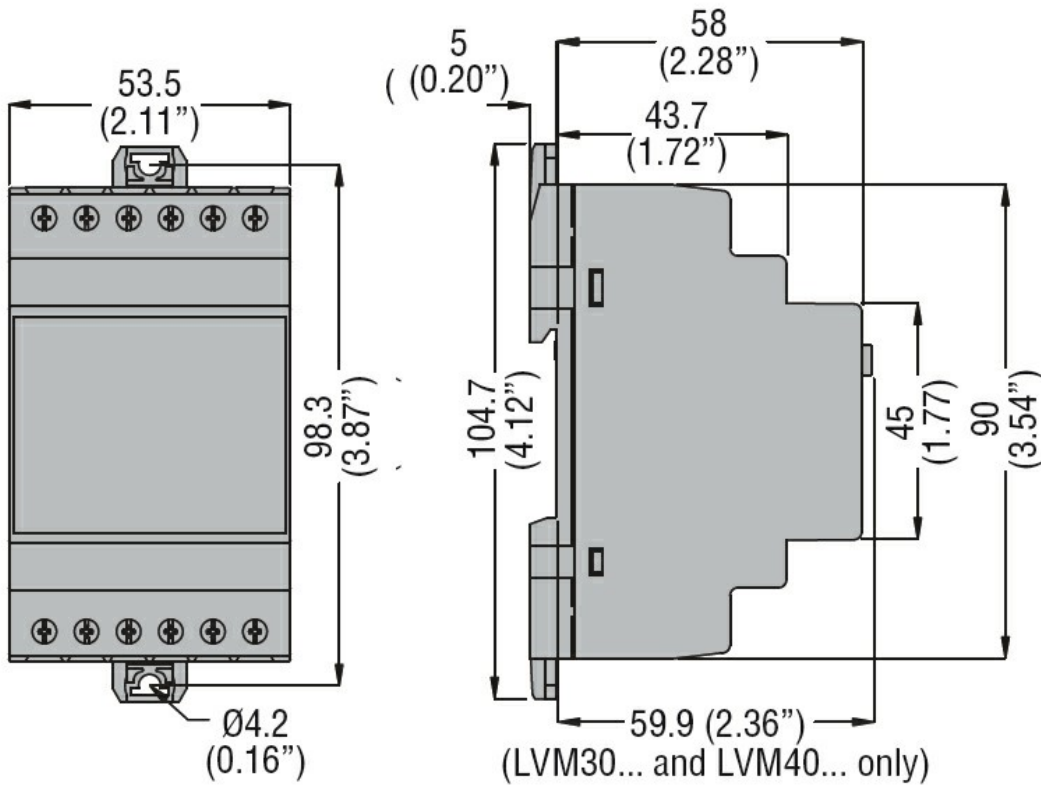
Indications

Indication	1 green LED for power on 1 red LED for relay state		
------------	-------------------------------------------------------	--	--

Functions

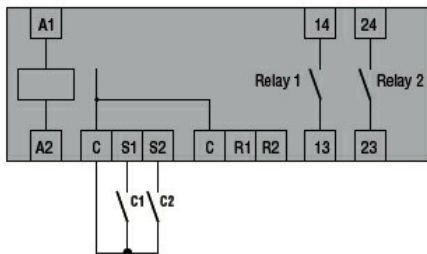
3 detecting electrodes (MIN, MAX and COM)	No
5 detecting electrodes (MIN1, MAX1, MIN2, MAX2 and COM)	No
Sensitivity adjustment 2.5...50k Ω	No
Sensitivity adjustment 2.5...100k Ω	No
Sensitivity adjustment 2.5...200k Ω	No
Adjustable sensitivity full-scale value 25-50-100-200 k Ω	No
Separate sensitivity adjustment for MAX probe (foam detection)	No
Emptying function	No
Filling function	No
Emptying function with MIN and/or MAX alarm	No
Filling function with MIN and/or MAX alarm	No
Emptying function with pump priority change	No
Filling function with pump priority change	No
Tank filling, well drawing and alarm	No
Filling-emptying adjustment selector	No
Programming selector for 5 different	No

Motor start-up priority change				No
Connections				
Terminals type				Screw
Tightening torque for terminals		max	Nm	0.8
		max	lbin	7
Conductor cross section				
	AWG/Kcmil	min	AWG	24
		Max	AWG	12
	IEC	min	mm ²	0.2
		Max	mm ²	4
Insulations				
Rated insulation voltage Ui			V	415
Rated impulse withstand voltage Uimp			kV	4
Operating frequency withstand voltage			kV	2.5
Ambient conditions				
Temperature				
	Operating temperature	min	°C	-20
		max	°C	+60
	Storage temperature	min	°C	-30
		max	°C	+80
Housing				
Execution				Modular DIN rail mounting
N° of modules				3
Material				Self-extinguishing polyamide
Mounting				35mm DIN rail (IEC/EN 60715) or by screws using extractable clips
IEC degree of protection				IP40 on front / IP20 on terminals
Dimensions (W x H x D)			mm	53.5 x 104.7 x 64.9
Weight			g	250
Dimensions				



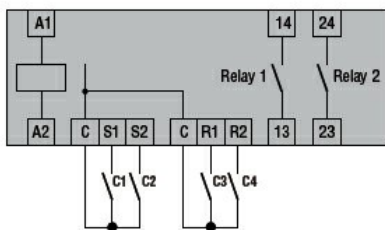
Wiring diagrams

2-wire connection



C1 = Primary
C2 = Secondary / Standby

3-wire connection



C1 = Start Primary
C2 = Start Standby
C3 = Stop Primary
C4 = Stop Standby

Certifications and compliance

Compliance

CSA C22.2 n° 14

IEC/EN 60255-5

IEC/EN 61000-6-2

IEC/EN 61000-6-3

UL508

Certificates

cULus

EAC

ETIM classification

ETIM 8.0

EC001447 - (Fill)
level monitoring
relay