



### Electrical features

Number of poles	Nr.	3	
Magnetic protection		yes	
Thermal protection		yes	
Phase failure detection		yes	
Rated insulation voltage $U_i$ IEC/EN	V	690	
Rated impulse withstand voltage $U_{imp}$	kV	6	
Rated frequency	Hz	50/60	
Thermal trip adjustment range		24...32	
Rated current ( $I_n$ )	A	32	
Magnetic tripping		13 x $I_n$	
Power dissipation per pole	min	W	2.49
	max	W	4.42

### Operational short-circuit current breaking capacity ( $I_{cs}$ ) at AC

230V	kA	50
400V	kA	5
440V	kA	5
500V	kA	5
690V	kA	2

### Maximum short-circuit current breaking capacity ( $I_{cu}$ ) at AC

230V	kA	50
400V	kA	10
440V	kA	10
500V	kA	10
690V	kA	2

Tripping class 10A

IEC Utilization category A

### Operations

Mechanical life	cycles	100000
Electrical life	cycles	100000

### Mechanical features

#### Tightening torque for terminals

min	Nm	2.5
max	Nm	3
min	lbin	22
max	lbin	26.5

Max number of wires simultaneously connectable Nr. 2

#### Conductor section

AWG/Kcmil

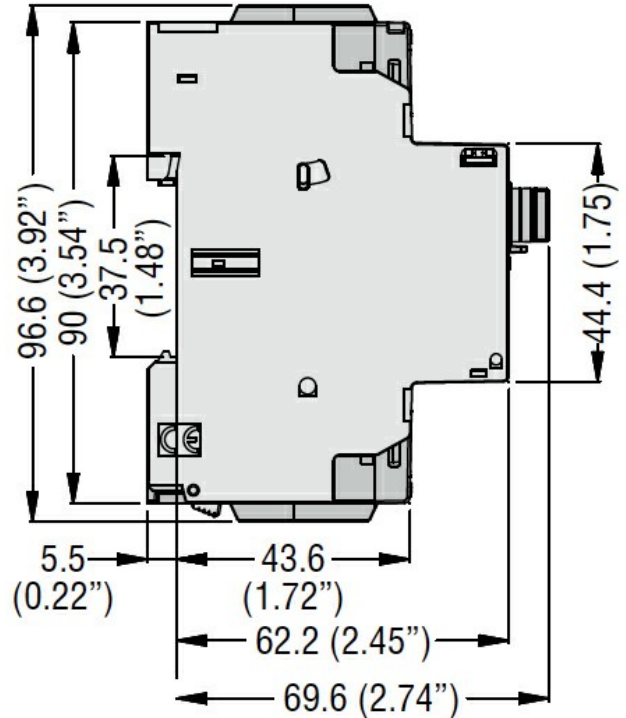
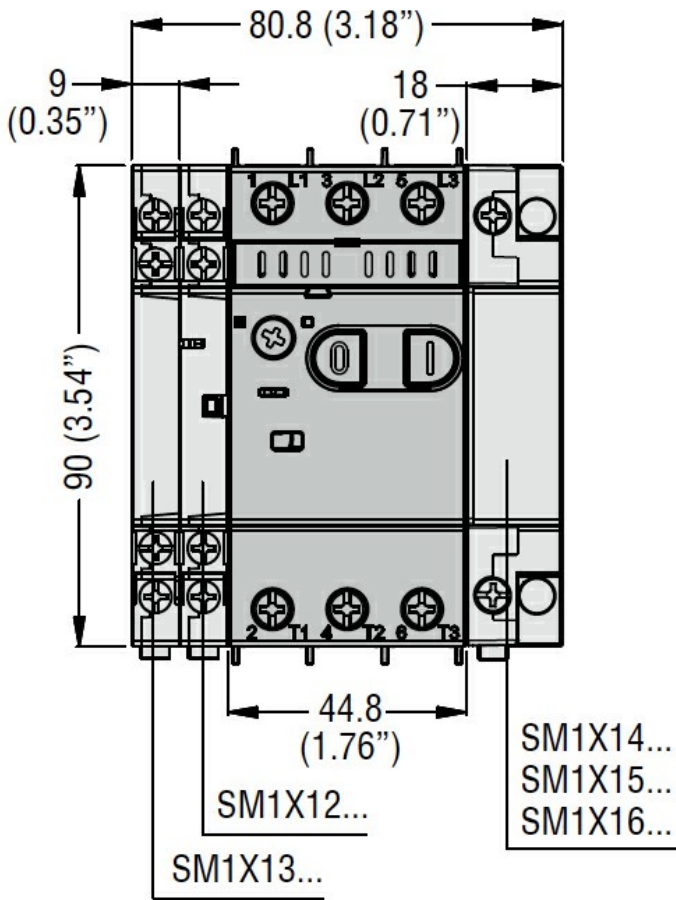
min	16
max	8

Flexible w/o lug conductor section

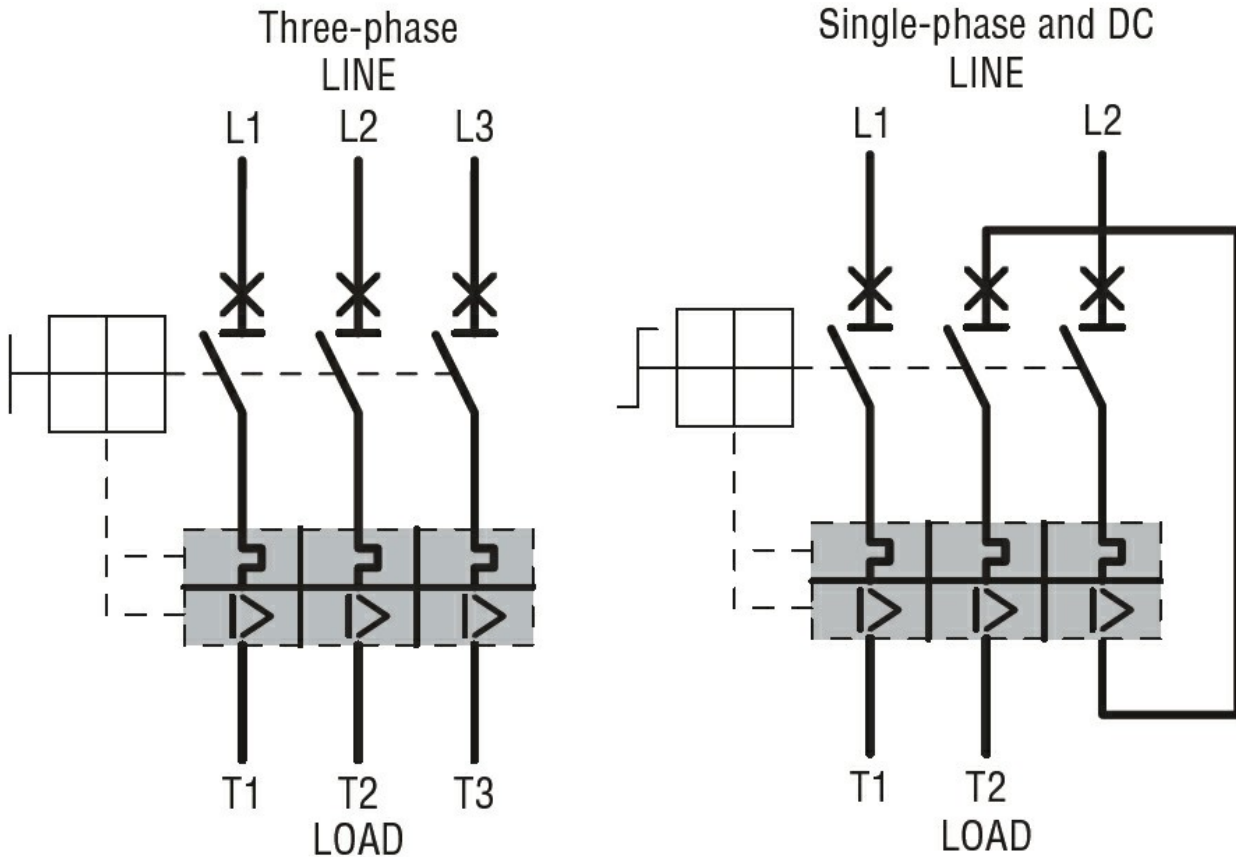
min	mm <sup>2</sup>	1
max	mm <sup>2</sup>	10

Flexible c/w lug conductor section	min	mm <sup>2</sup>	1
	max	mm <sup>2</sup>	10
Flexible with insulated spade lug conductor section	min	mm <sup>2</sup>	1
	max	mm <sup>2</sup>	10
Screwdriver			PH2
Power terminal protection according to IEC/EN 60529			IP20 on front
Cable stripping length	main circuit	mm	10
<b>Ambient conditions</b>			
Temperature			
Operating temperature	min	°C	-20
	max	°C	+60
Storage temperature	min	°C	-50
	max	°C	+80
Compensation temperature	min	°C	-20
	max	°C	+50
Max altitude		m	3000
Operating position	normal allowable		Vertical plan Any
Fixing			Screw / DIN rail 35mm
Weight		g	350
<b>UL technical data</b>			
Motor Disconnect	at 240V	kA	5
	at 480V	kA	5
	protection		Fuse or CB
Group Motor Installation	at 240V	kA	5
	at 480V	kA	5
	protection		Fuse or CB
Tap Conductor Protection	at 480Y/277V	kA	50
	at 600Y/347V	kA	50
Maximum UL/CSA horsepower ratings single-phase	110V-120V	HP	2
	220V-240V	HP	5
Maximum UL/CSA horsepower ratings three-phase, 3-pole	200V-208V	HP	10
	220V-240V	HP	10
	440V-480V	HP	20

**Dimensions**



Wiring diagrams



Certifications and compliance

Certifications

CSA C22.2 n° 14

IEC/EN 60947-1

IEC/EN 60947-2

IEC/EN 60947-4-1

UL508

Compliance

cULus

EAC

ETIM classification

ETIM 8.0

EC000074 -  
Motor protection  
circuit-breaker