



Electrical features

Magnetic protection		yes
Thermal protection		no
Rated insulation voltage U_i IEC/EN	V	690
Rated impulse withstand voltage U_{imp}	kV	6
Rated frequency	Hz	50/60
Rated current (I_n)	A	0.63
Magnetic tripping		13 x I_n
Power dissipation per pole	min	W 0.79
	max	W 1.95

Operational short-circuit current breaking capacity (I_{cs}) at AC	230V	kA	100
	400V	kA	100
	440V	kA	100
	500V	kA	100
	690V	kA	100

Maximum short-circuit current breaking capacity (I_{cu}) at AC	230V	kA	100
	400V	kA	100
	440V	kA	100
	500V	kA	100
	690V	kA	100

IEC Utilization category	A
--------------------------	---

Operations

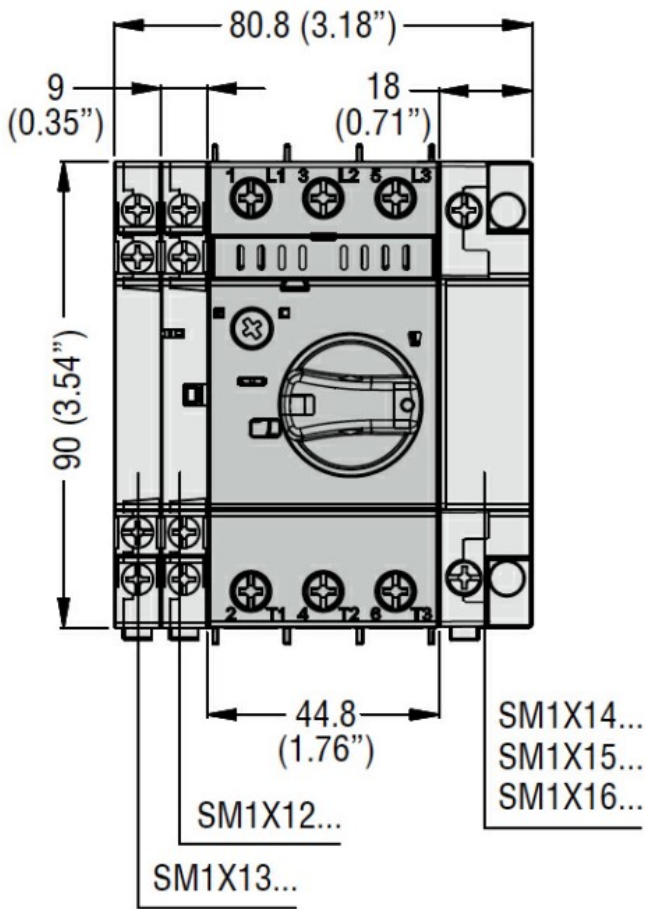
Mechanical life	cycles	100000
Electrical life	cycles	100000

Mechanical features

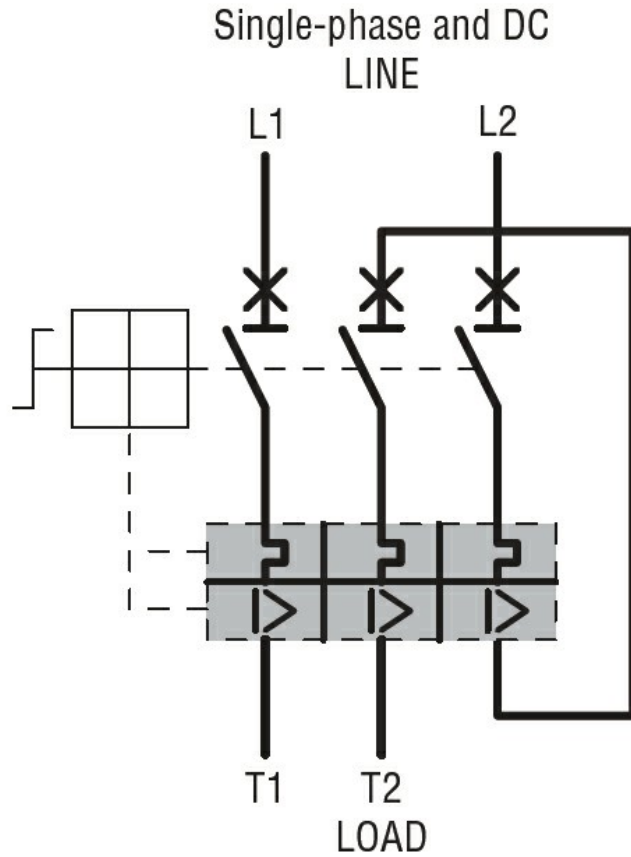
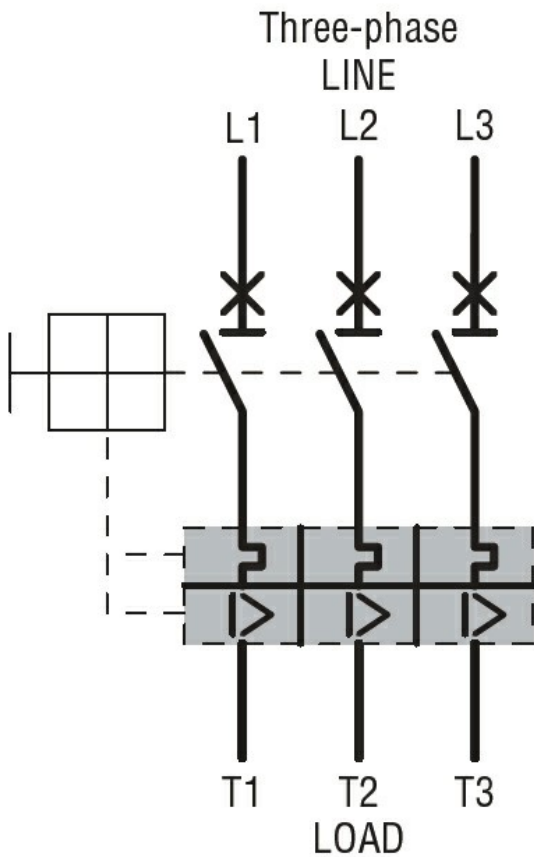
Tightening torque for terminals	min	Nm	2.5
	max	Nm	3
	min	lbin	22
	max	lbin	26.5

Conductor section	AWG/Kcmil	min	16
		max	8
Flexible w/o lug conductor section	min	mm ²	1
	max	mm ²	10
Flexible c/w lug conductor section	min	mm ²	1
	max	mm ²	10
Flexible with insulated spade lug conductor section	min	mm ²	1

		max	mm ²	10
Screwdriver				PH2
Cable stripping length		main circuit	mm	10
Ambient conditions				
Temperature	Operating temperature	min	°C	-20
		max	°C	+60
	Storage temperature	min	°C	-50
		max	°C	+80
	Compensation temperature	min	°C	-20
		max	°C	+50
Max altitude			m	3000
Operating position		allowable		Any
Fixing				Screw / DIN rail 35mm
Weight			g	320
UL technical data				
Motor Disconnect		at 240V	kA	65
		at 480V	kA	65
		at 600V	kA	50
		protection		Fuse or CB
Group Motor Installation		at 480V	kA	50
		at 600V	kA	50
		protection		Fuse or CB
Tap Conductor Protection		at 480Y/277V	kA	50
		at 600Y/347V	kA	50
Dimensions				



Wiring diagrams



Certifications and compliance

Certifications

CSA C22.2 n° 60947-4-1

IEC/EN 60947-1

IEC/EN 60947-2

IEC/EN 60947-4-1

UL60947-4-1

Compliance

cULus

EAC

ETIM classification

ETIM 8.0

EC000074 -
Motor protection
circuit-breaker