



Electrical features

Magnetic protection		yes
Thermal protection		no
Rated insulation voltage U_i IEC/EN	V	690
Rated impulse withstand voltage U_{imp}	kV	6
Rated frequency	Hz	50/60
Rated current (I_n)	A	18
Magnetic tripping		13 x I_n
Power dissipation per pole	min	W 1.34
	max	W 2.57

Operational short-circuit current breaking capacity (I_{cs}) at AC

230V	kA	100
400V	kA	100
440V	kA	5
500V	kA	5
690V	kA	2

Maximum short-circuit current breaking capacity (I_{cu}) at AC

230V	kA	100
400V	kA	100
440V	kA	10
500V	kA	10
690V	kA	4

IEC Utilization category

A

Operations

Mechanical life	cycles	100000
Electrical life	cycles	100000

Mechanical features

Tightening torque for terminals

min	Nm	2.5
max	Nm	3
min	lbin	22
max	lbin	26.5

Conductor section

AWG/Kcmil

min		16
max		8

Flexible w/o lug conductor section

min	mm ²	1
max	mm ²	10

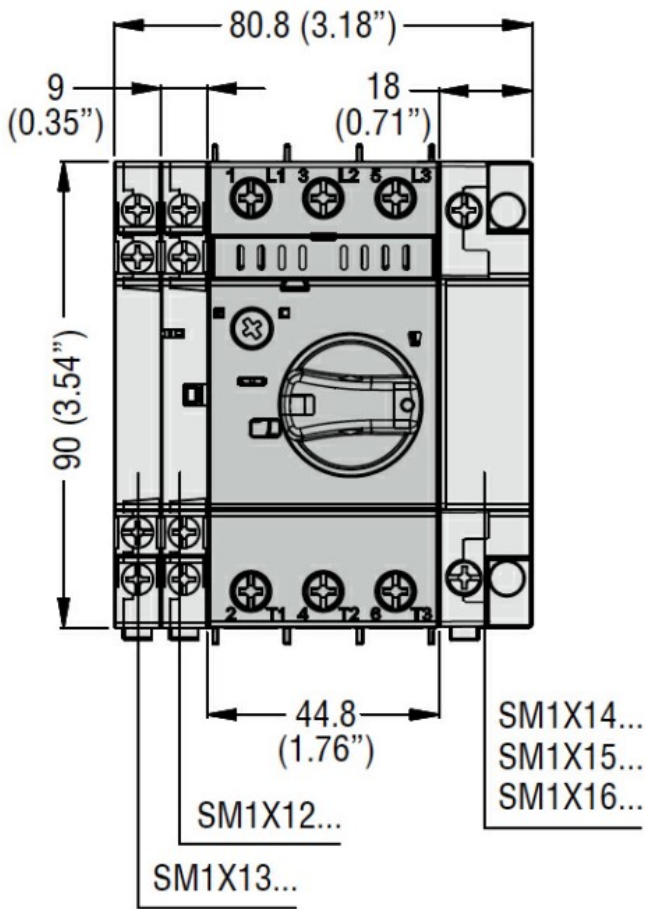
Flexible c/w lug conductor section

min	mm ²	1
max	mm ²	10

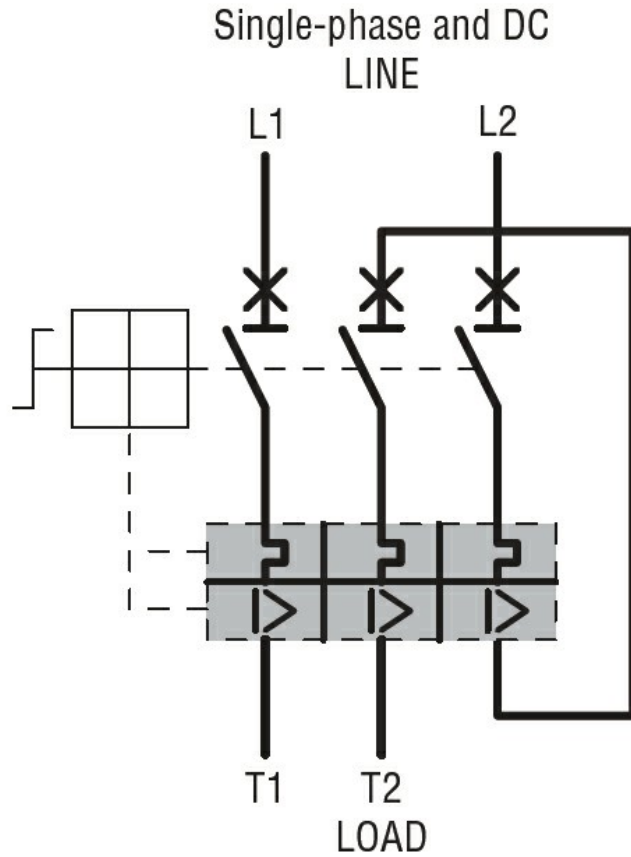
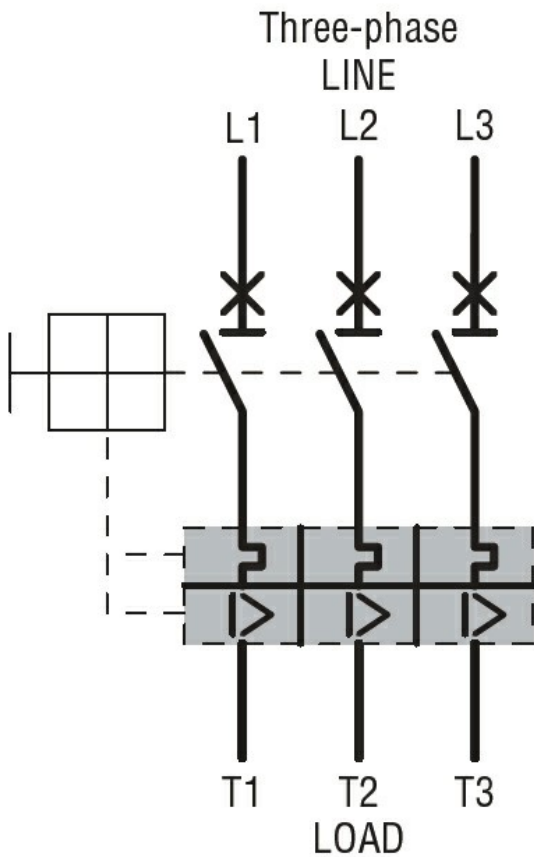
Flexible with insulated spade lug conductor section

min	mm ²	1
-----	-----------------	---

		max	mm ²	10
Screwdriver				PH2
Cable stripping length		main circuit	mm	12
Ambient conditions				
Temperature	Operating temperature	min	°C	-20
		max	°C	+60
	Storage temperature	min	°C	-50
		max	°C	+80
	Compensation temperature	min	°C	-20
		max	°C	+50
Max altitude			m	3000
Operating position		allowable		Any
Fixing				Screw / DIN rail 35mm
Weight			g	390
UL technical data				
Motor Disconnect		at 240V	kA	30
		at 480V	kA	30
		at 600V	kA	30
		protection		200A class J
Group Motor Installation		at 480V	kA	30
		at 600V	kA	30
		protection		200A class J
Tap Conductor Protection		at 480Y/277V	kA	65
Dimensions				



Wiring diagrams



Certifications and compliance

Certifications

CSA C22.2 n° 60947-4-1

IEC/EN 60947-1

IEC/EN 60947-2

IEC/EN 60947-4-1

UL60947-4-1

Compliance

cULus

EAC

ETIM classification

ETIM 8.0

EC000074 -
Motor protection
circuit-breaker