



Electrical features

Number of poles	Nr.	3	
Magnetic protection		yes	
Thermal protection		yes	
Phase failure detection		yes	
Rated insulation voltage U_i IEC/EN	V	690	
Rated impulse withstand voltage U_{imp}	kV	6	
Rated frequency	Hz	50/60	
Thermal trip adjustment range		0.25...0.4	
Rated current (I_n)	A	0.4	
Magnetic tripping		20 x I_n	
Power dissipation per pole	min	W	0.78
	max	W	1.99

Operational short-circuit current breaking capacity (I_{cs}) at AC

230V	kA	100
400V	kA	100
440V	kA	100
500V	kA	100
690V	kA	100

Maximum short-circuit current breaking capacity (I_{cu}) at AC

230V	kA	100
400V	kA	100
440V	kA	100
500V	kA	100
690V	kA	100

Tripping class

10A

IEC Utilization category

A

Operations

Mechanical life	cycles	100000
Electrical life	cycles	100000

Mechanical features

Tightening torque for terminals

min	Nm	2.5
max	Nm	3
min	lbin	22
max	lbin	26.5

Max number of wires simultaneously connectable

Nr. 2

Conductor section

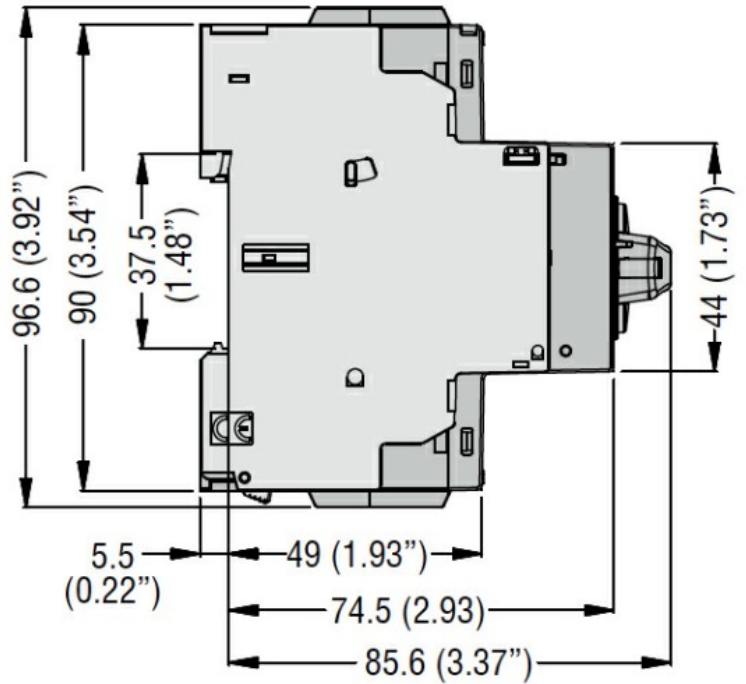
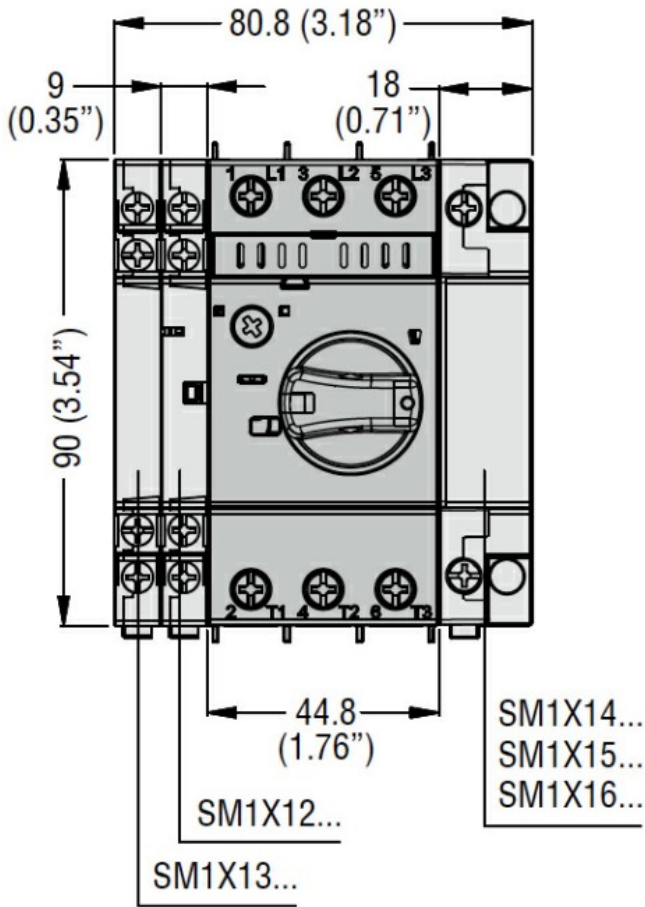
AWG/Kcmil

min		16
max		8

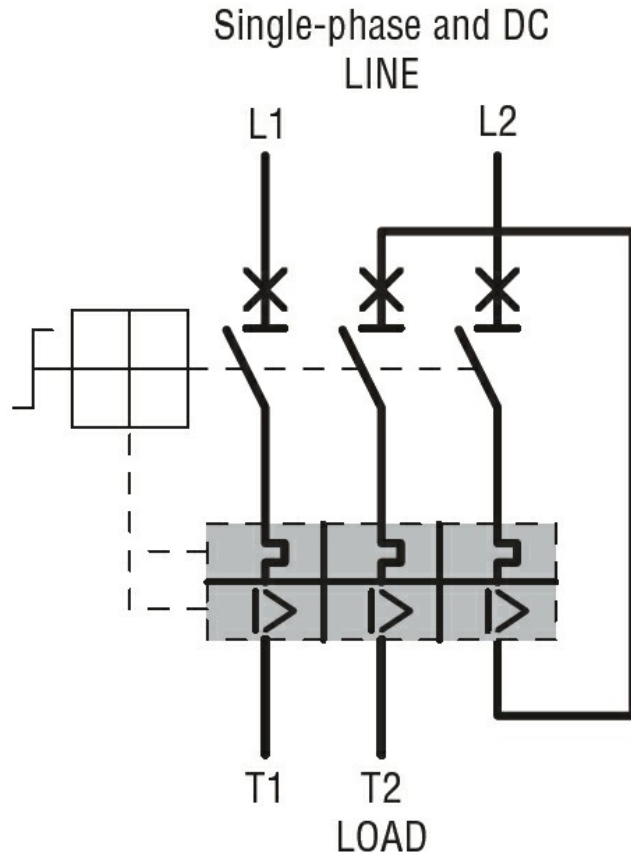
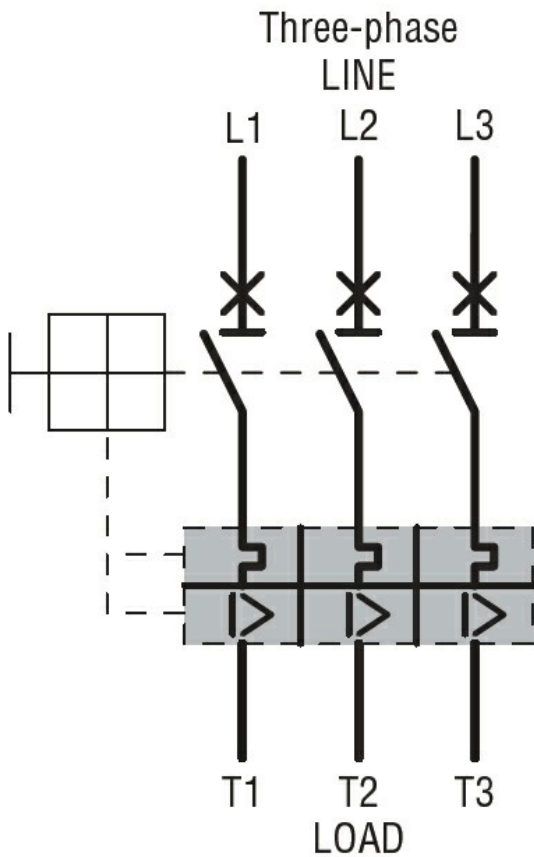
Flexible w/o lug conductor section

min	mm ²	1
max	mm ²	10

Flexible c/w lug conductor section	min	mm ²	1
	max	mm ²	10
Flexible with insulated spade lug conductor section	min	mm ²	1
	max	mm ²	10
Screwdriver			PH2
Power terminal protection according to IEC/EN 60529			IP20 on front
Cable stripping length	main circuit	mm	10
Ambient conditions			
Temperature			
Operating temperature	min	°C	-20
	max	°C	+60
Storage temperature	min	°C	-50
	max	°C	+80
Compensation temperature	min	°C	-20
	max	°C	+50
Max altitude		m	3000
Operating position	normal allowable		Vertical plan Any
Fixing			Screw / DIN rail 35mm
Weight		g	278
UL technical data			
Motor Disconnect	at 240V	kA	65
	at 480V	kA	65
	protection		Fuse or CB
Group Motor Installation	at 480V	kA	65
	protection		Fuse or CB
Tap Conductor Protection	at 480Y/277V	kA	65
Maximum UL/CSA horsepower ratings single-phase	110V-120V	HP	-
	220V-240V	HP	-
Maximum UL/CSA horsepower ratings three-phase, 3-pole	200V-208V	HP	-
	220V-240V	HP	-
	440V-480V	HP	-
Dimensions			



Wiring diagrams



Certifications and compliance

Certifications

CSA C22.2 n° 60947-1

CSA C22.2 n° 60947-4-1

IEC/EN/BS 60947-1

IEC/EN/BS 60947-2

IEC/EN/BS 60947-4-1

UL 60947-4-1

Compliance

cULus

EAC

ETIM classification

ETIM 8.0

EC000074 -
Motor protection
circuit-breaker