



Auxiliary contact characteristics

Rated insulation voltage U_i IEC/EN	V	690
Rated impulse withstand voltage U_{imp}	kV	4

Operational characteristics

Rated supply voltage AC	VAC	24
Rated frequency	Hz	50/60
In-rush consumption	VA	20
Operating voltage	US	70...110

Mechanical features

Tightening torque for terminals

min	Ibin	10
max	Ibin	10

Conductor section

AWG/Kcmil

min	18
max	14

Flexible w/o lug conductor section

min	mm ²	0.75
max	mm ²	2.5

Flexible c/w lug conductor section

min	mm ²	0.75
max	mm ²	2.5

Operating position

normal	Vertical
allowable	Any

Terminals

type	Screw
tool	Pz2

Weight

g	100
---	-----

Operations

Mechanical life	cycles	100000
-----------------	--------	--------

Ambient conditions

Temperature

Operating temperature

min	°C	-20
max	°C	+70

Storage temperature

min	°C	-50
max	°C	+80

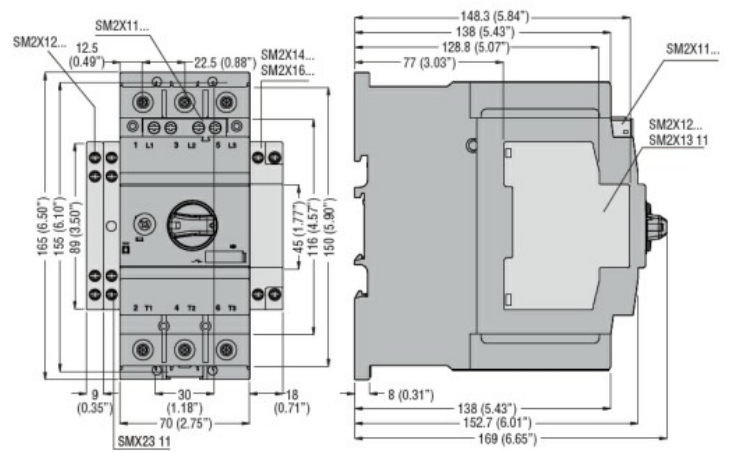
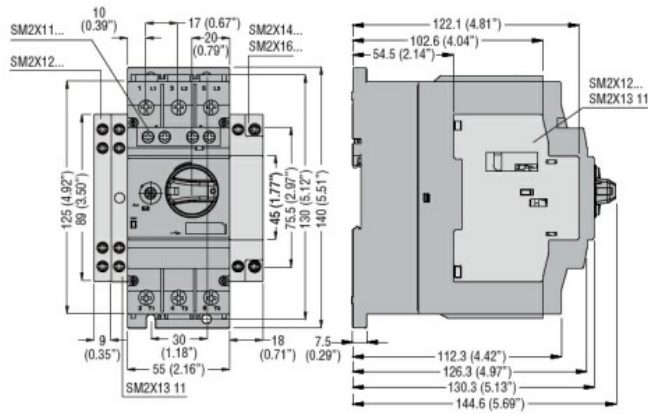
Max altitude

m	3000
---	------

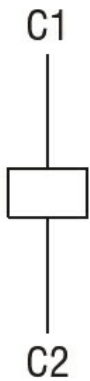
IEC degree of protection

IP20

Dimensions



Wiring diagrams



Certifications and compliance

Compliance

CSA C22.2 n° 14
IEC/EN 60947-1
IEC/EN 60947-5-1
UL508

Certificates

cULus
EAC

ETIM classification