



Auxiliary contact characteristics

Rated insulation voltage U_i IEC/EN	V	690
Rated impulse withstand voltage U_{imp}	kV	4

Operational characteristics

Rated supply voltage AC	VAC	230
Rated frequency	Hz	50/60
In-rush consumption	VA	20
Operating voltage	US	70...110

Mechanical features

Tightening torque for terminals	min	Ibin	10
	max	Ibin	10

Conductor section	AWG/Kcmil	min	18
		max	14

Flexible w/o lug conductor section	min	mm ²	0.75
	max	mm ²	2.5

Flexible c/w lug conductor section	min	mm ²	0.75
	max	mm ²	2.5

Operating position	normal	Vertical
	allowable	Any

Terminals	type	Screw
	tool	Pz2

Weight	g	100
--------	---	-----

Operations

Mechanical life	cycles	100000
-----------------	--------	--------

Ambient conditions

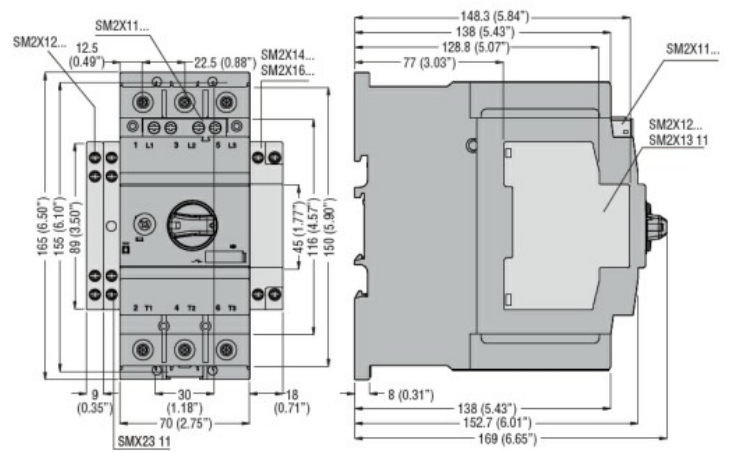
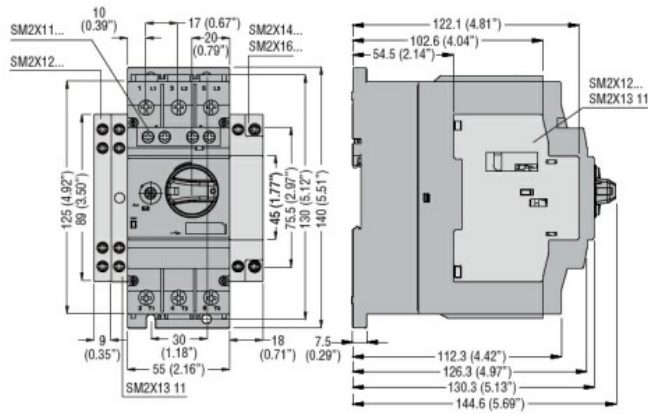
Temperature	Operating temperature	min	°C	-20
		max	°C	+70

Storage temperature	min	°C	-50
	max	°C	+80

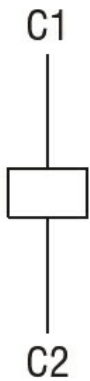
Max altitude	m	3000
--------------	---	------

IEC degree of protection	IP20
--------------------------	------

Dimensions



Wiring diagrams



Certifications and compliance

Compliance

- CSA C22.2 n° 14
- IEC/EN 60947-1
- IEC/EN 60947-5-1
- UL508

Certificates

- cULus
- EAC

ETIM classification