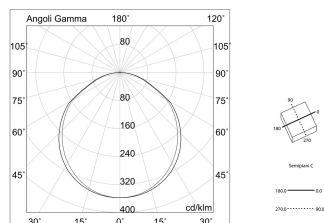
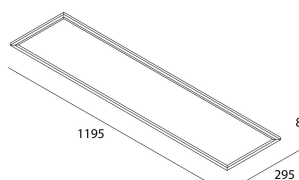


THE PANEL 2

102007.01

novalux
ITALIAN LIGHTING DESIGN SINCE 1948



Features

Use: Indoor
Type of installation: RECESSED INTO PLASTERBOARD, SUSPENDED, CEILING MOUNTED
Emission: DIRECT
Optics: OPAL
Colour: WHITE
Dimming: ON/OFF
Emergency: WITH ACCESSORY
L: 1195mm
A: 295mm
H: 10mm
Warranty: 5 years
Weight: 3kg

Tech data

Luminaire input power: 39W
Luminaire luminous flux: 3343lm
Luminous flux in emergency: 1h: 12% / 3h: 5%
IP: 40
Insulation class: II
No. of driver per product: 1
Supply voltage: 950mA aliment.incluso
UGR: <19 4H-8H S=0,25
IK: IK07
SELV: Si

Source

Light source: LED
Source power: 35W
Source luminous flux: 4020lm
Colour temperature: 3000K
CRI: >80
Colour tolerance: 3 Step MacAdam
LED lifespan: 50000h L80 B20

Compliance

CEI EN 60598-1:2021 + A11:2023, CEI EN 60598-2-1:2022, CEI EN 60598-2-2:2012

Standards

Photobiological risk: RISK GROUP 0 Certified fixture in EXEMPT GROUP, in accordance with CEI EN 62471:2010-01, IEC TR 62778:2014.
CAM edilizia: The product complies with the requirements for public buildings, ministerial decree of 23rd June 2022 n.256.

Average luminance

Average luminance limits for DSE workstation 65°(in accordance to EN 12464-1:2012).

[THE PANEL 2: View more product info](#)



Novalux S.r.l. via Marzabotto, 2 40050 Funo di Argelato (BO) Italy
Tel: +39 051 860558 · Fax +39 051 6647859 · Mail: info@novalux.it · VAT number 00536541204 · novalux.com
Company subject to the management and coordination by SLV GmbH

This technical data sheet is owned by Novalux S.r.l., all rights reserved. Novalux S.r.l. reserves the right to make changes without prior notice.
Last update: 6/8/2025, 12:53:05

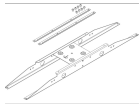
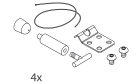
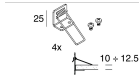


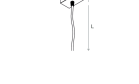
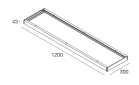

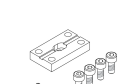

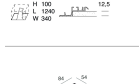
THE PANEL 2

102007.01

novalux

ITALIAN LIGHTING DESIGN SINCE 1948

MOUNTING ACCESSORIES

	THE PANEL: STAFFE PLAFONE 600/1200	16213.99
	THE PANEL: N.4 SOSP. SNODATE L3000	16230.99
	THE PANEL: KIT MOLLE INC.CART.600/1200	16215.99
	THE PANEL: N.2 GIUNTI+N.2 SOSP.L3000 AN.	16227.96
	KIT ALIMENTAZIONE L1200 3P BIA	108919.01
	BOX PER INST. PLAFONE THE PANEL 1200X300	102087.01
	THE PANEL: SNODO 300 BIANCO NO SOSP.	16234.01
	THE PANEL: N.2 GIUNTI NON SOSPESI	16232.96
	THE PANEL 2: KIT INST.INC.RAS.CART.1200	102029.99
	KIT ALIMENTAZIONE L3000 3P BIA	108920.01
	THE PANEL 2: KIT ANTIC. L3000 +MORS.	102031.99



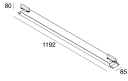
Novalux S.r.l. via Marzabotto, 2 40050 Funo di Argelato (BO) Italy
Tel: +39 051 860558 · Fax +39 051 6647859 · Mail: info@novalux.it · VAT number 00536541204 · novalux.com
Company subject to the management and coordination by SLV GmbH

This technical data sheet is owned by Novalux S.r.l., all rights reserved. Novalux S.r.l. reserves the right to make changes without prior notice.
Last update: 6/8/2025, 12:53:05

THE PANEL 2

102007.01

novalux
ITALIAN LIGHTING DESIGN SINCE 1948



THE PANEL 2: KIT PER BIN.1200X300 3P

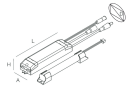
102054.01



THE PANEL: KIT SOSP.600/1200 CAVI 4X3MT

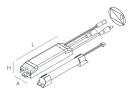
16223.99

EMERGENCY ACCESSORIES



THE PANEL 2: EMER.INC.3H 10/54VDC

1020A5.99



THE PANEL 2: EMER.INC.1H 10/54VDC

1020A4.99



Novalux S.r.l. via Marzabotto, 2 40050 Funo di Argelato (BO) Italy
Tel: +39 051 860558 · Fax +39 051 6647859 · Mail: info@novalux.it · VAT number 00536541204 · novalux.com
Company subject to the management and coordination by SLV GmbH

This technical data sheet is owned by Novalux S.r.l., all rights reserved. Novalux S.r.l. reserves the right to make changes without prior notice.
Last update: 6/8/2025, 12:53:05