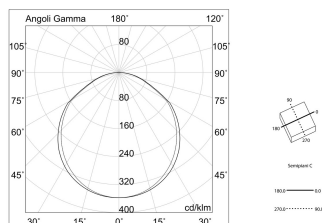
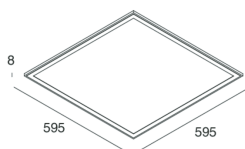


# THE PANEL 2

102096.01

**novalux**  
ITALIAN LIGHTING DESIGN SINCE 1948



## Features

Use: Indoor  
Type of installation: RECESSED INTO PLASTERBOARD, SUSPENDED, CEILING MOUNTED  
Emission: DIRECT  
Colour: WHITE  
Dimming: PUSH, DALI  
Emergency: WITH ACCESSORY  
L: 595mm  
A: 595mm  
H: 10mm  
Warranty: 5 years  
Weight: 3kg

## Tech data

Luminaire input power: 39W  
Luminaire luminous flux: 3343lm  
Luminous flux in emergency: 1h: 12% / 3h: 5  
IP: 40  
Insulation class: II  
No. of driver per product: 1  
Supply voltage: 950mA driver incluso  
UGR: <19 4H-8H S=0,25  
IK: 07  
SELV: Si

## Source

Light source: LED  
Source power: 35W  
Source luminous flux: 4020lm  
Colour temperature: 3000K  
CRI: >80  
Colour tolerance: 3 Step MacAdam  
LED lifespan: 50000h L80 B20

## Compliance

CEI EN 60598-1:2021 + A11:2023, CEI EN 60598-2-1:2022, CEI EN 60598-2-2:2012

## Standards

Photobiological risk: RISK GROUP 0 Certified fixture in EXEMPT GROUP, in accordance with CEI EN 62471:2010-01, IEC TR 62778:2014.  
CAM edilizia: The product complies with the requirements for public buildings, ministerial decree of 23rd June 2022 n.256.

[THE PANEL 2: View more product info](#)



Novalux S.r.l. via Marzabotto, 2 40050 Funo di Argelato (BO) Italy  
Tel: +39 051 860558 · Fax +39 051 6647859 · Mail: info@novalux.it · VAT number 00536541204 · novalux.com  
Company subject to the management and coordination by SLV GmbH

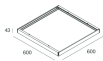
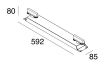
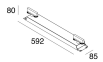
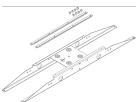

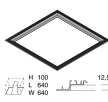
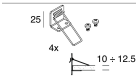
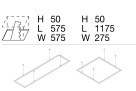



This technical data sheet is owned by Novalux S.r.l., all rights reserved. Novalux S.r.l. reserves the right to make changes without prior notice.  
Last update: 6/8/2025, 12:50:11

# THE PANEL 2

102096.01

**novalux**  
ITALIAN LIGHTING DESIGN SINCE 1948

## MOUNTING ACCESSORIES

	BOX PER INST. PLAFONE THE PANEL 600X600	<b>102086.01</b>
	THE PANEL 2: KIT PER BIN.600X600 3P	<b>102053.01</b>
	THE PANEL 2: KIT BIN.600X600 3P+DALI	<b>102055.01</b>
	THE PANEL: STAFFE PLAFONE 600/1200	<b>16213.99</b>
	THE PANEL 2: KIT ANTIC. L3000 +MORS.	<b>102031.99</b>
	THE PANEL 2: KIT INST.INC.RAS.CART.600	<b>102028.99</b>
	THE PANEL: KIT MOLLE INC.CART.600/1200	<b>16215.99</b>
	THE PANEL: KIT SOSP.600/1200 CAVI 4X3MT	<b>16223.99</b>
	KIT ALIMENTAZIONE L1200 5P BIA	<b>108921.01</b>
	KIT ALIMENTAZIONE L3000 5P BIA	<b>108922.01</b>
	THE PANEL: N.2 GIUNTI+N.2 SOSP.L3000 AN.	<b>16227.96</b>



Novalux S.r.l. via Marzabotto, 2 40050 Funo di Argelato (BO) Italy  
Tel: +39 051 860558 · Fax +39 051 6647859 · Mail: info@novalux.it · VAT number 00536541204 · novalux.com  
Company subject to the management and coordination by SLV GmbH

This technical data sheet is owned by Novalux S.r.l., all rights reserved. Novalux S.r.l. reserves the right to make changes without prior notice.  
Last update: 6/8/2025, 12:50:11

# THE PANEL 2

102096.01

**novalux**  
ITALIAN LIGHTING DESIGN SINCE 1948



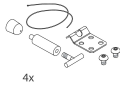
THE PANEL: N.2 GIUNTI NON SOSPESI

**16232.96**



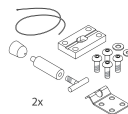
THE PANEL: SNODO 600+N.2 SOSPL3000 BIA.

**16228.01**



THE PANEL: N.4 SOSP. SNODATE L3000

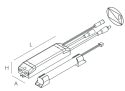
**16230.99**



THE PANEL: N.2 GIUNTI SNODATI L3000

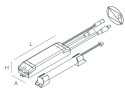
**16231.96**

## EMERGENCY ACCESSORIES



THE PANEL 2: EMER.INC.1H 10/54VDC

**1020A4.99**



THE PANEL 2: EMER.INC.3H 10/54VDC

**1020A5.99**



Novalux S.r.l. via Marzabotto, 2 40050 Funo di Argelato (BO) Italy  
Tel: +39 051 860558 · Fax +39 051 6647859 · Mail: info@novalux.it · VAT number 00536541204 · novalux.com  
Company subject to the management and coordination by SLV GmbH

This technical data sheet is owned by Novalux S.r.l., all rights reserved. Novalux S.r.l. reserves the right to make changes without prior notice.  
Last update: 6/8/2025, 12:50:11