

Features

Use: Indoor
Type of installation: WALL, SUSPENDED, CEILING MOUNTED
Emission: DIRECT
Optics: OPAL
Colour: CAFFE
Dimming: WITH ACCESSORY
Emergency: NO
L: Ø962mm
A: 40mm
H: 40mm
Made in: ITALY
Warranty: 5 years
Weight: 5.5kg

Tech data

Luminaire input power: 66.1W
Luminaire luminous flux: 3308lm
IP: 40
Insulation class: III
Supply voltage: MAX 1.8A
UGR: <19
IK: 3
SELV: Si

Source

Light source: LED
Source power: 62W
Source luminous flux: 9606lm
Colour temperature: 4000K
CRI: >90
Colour tolerance: 3 Step MacAdam
LED lifespan: 50000h L90 B10

Compliance

CEI EN 60598-1:2021 + A11:2023, CEI EN 60598-2-1:2022

Standards

Photobiological risk: RISK GROUP 0 Certified fixture in EXEMPT GROUP, in accordance with CEI EN 62471:2010-01, IEC TR 62778:2014.
CAM edilizia: The product complies with the requirements for public buildings, ministerial decree of 23rd June 2022 n.256.

[HALOS: View more product info](#)

[HALOS ACOUSTIC: View more product info](#)



COMPLETION ACCESSORIES



ARK/HALOS: KIT GIUNZIONE PROFILI NE

109809.02

MOUNTING ACCESSORIES



CAVO ALIMENTAZIONE L=3000 2X1 BIANCO

109001.01



CAVO ALIMENTAZIONE L=3000 3X1.5 TRASP

109001.00



HALOS: ROSONE DOPPIA ALIM. REMOTA BIA

105158.01



HALOS: KIT 4 CAVI SOSPENSIONE L.3000

105159.99



HALOS: ROSONE ALIM. REMOTA BIA

105157.01



HALOS: ROSONE ALIM. REMOTA CAFFE

105157.20



CAVO ALIMENTAZIONE L=3000 2X1 NERO

109001.02



HALOS: ROSONE DOPPIA ALIM. REMOTA CAFFE

105158.20












ELECTRICAL ACCESSORIES



HALOS: ROSONE-N DOPPIA ALIM ON/OFF BIA

105155.01



	HALOS: ROSONE ALIM. ON/OFF CAFFE	105149.20
	HALOS: ROSONE-N DOPPIA ALIM ON/OFF CAFFE	105155.20
	HALOS: ROSONE-N ALIM. ON/OFF BIA	105151.01
	HALOS: ROSONE ALIM. ON/OFF BIANCO	105149.01
	HALOS: ROSONE DOPPIA ALIM. ON/OFF CAFFE	105153.20
	HALOS: ROSONE-N ALIM. ON/OFF CAFFE	105151.20
	HALOS: ROSONE DOPPIA ALIM. ON/OFF BIA	105153.01
	HALOS: ALIMENTATORE ON/OFF	105147.99
DIMMABLE ACCESSORIES		
	HALOS: ROSONE ALIM. DALI/PUSH CAFFE	105150.20
	HALOS: ROSONE-N ALIM. DALI/PUSH BIA	105152.01
	HALOS: ROSONE ALIM. DALI/PUSH BIANCO	105150.01
	HALOS: ALIMENTATORE DALI/PUSH	105148.99

HALOS | HALOS ACOUSTIC

105137.20

novalux
ITALIAN LIGHTING DESIGN SINCE 1948



Novalux S.r.l. via Marzabotto, 2 40050 Funo di Argelato (BO) Italy
Tel: +39 051 860558 · Fax +39 051 6647859 · Mail: info@novalux.it · VAT number 00536541204 · novalux.com
Company subject to the management and coordination by SLV GmbH

This technical data sheet is owned by Novalux S.r.l., all rights reserved. Novalux S.r.l. reserves the right to make changes without prior notice.
Last update: 6/8/2025, 13:00:35



HALOS: ROSONE-N ALIM. DALI/PUSH CAFFE

105152.20



HALOS: ROSONE-N DOPPIA ALIM D/PUSH BIA

105156.01



HALOS: ROSONE DOPPIA ALIM. DA/PUSH CAFFE

105154.20



HALOS: ROSONE-N DOPPIA ALIM D/PUSH CAFFE

105156.20



HALOS: ROSONE DOPPIA ALIM. DA/PUSH BIA

105154.01