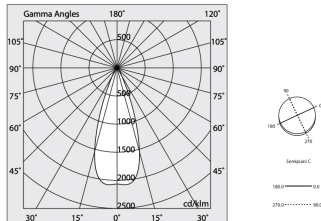
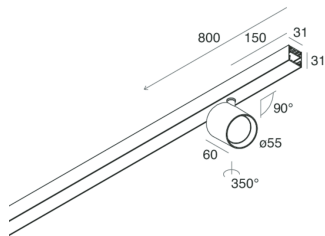


# P-30 PCB

1058A3.20

**novalux**  
ITALIAN LIGHTING DESIGN SINCE 1948



## Features

Use: Indoor  
Type of installation: SUSPENDED, CEILING MOUNTED  
Emission: ADJUSTABLE  
Optics: SPOT  
Beam: 34°  
Colour: CAFFE  
Dimming: ON/OFF  
Emergency: NO  
L: 800mm  
A: 31mm  
H: 31mm  
Made in: ITALY  
Warranty: 5 years

## Tech data

Luminaire input power: 14.9W  
Luminaire luminous flux: 901lm  
IP: 20  
Insulation class: I  
No. of driver per product: 1  
Supply voltage: 220-240V 50/60Hz  
SELV: Si

## Source

Light source: LED  
Source power: 9W  
Source luminous flux: 1015lm  
Colour temperature: 3000K  
CRI: >90  
Colour tolerance: 2 Step MacAdam  
LED lifespan: 50000h L80 B20

## Compliance

CEI EN 60598-1:2021 + A11:2023, CEI EN 60598-2-1:2022

## Standards

Photobiological risk: RISK GROUP 1 Certified fixture in RISK GROUP 1 (Low Risk)-The fixture does not pose a hazard due to normal behavioral limitations on exposure - in accordance with CEI EN 62471:2010-01, IEC TR 62778:2014.

CAM edilizia: The product complies with the requirements for public buildings, ministerial decree of 23rd June 2022 n.256.

[P-30 PCB: View more product info](#)



Novalux S.r.l. via Marzabotto, 2 40050 Funo di Argelato (BO) Italy  
Tel: +39 051 860558 · Fax +39 051 6647859 · Mail: info@novalux.it · VAT number 00536541204 · novalux.com  
Company subject to the management and coordination by SLV GmbH

This technical data sheet is owned by Novalux S.r.l., all rights reserved. Novalux S.r.l. reserves the right to make changes without prior notice.  
Last update: 6/8/2025, 12:55:11

# P-30 PCB

1058A3.20

**novalux**  
ITALIAN LIGHTING DESIGN SINCE 1948

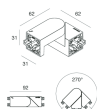
## SCREENS



P-30: DIFF. OPALE L=6500

**103315.99**

## COMPLETION ACCESSORIES



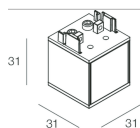
P-30: SNODO 3P PER PCB/STRIP CAFFE

**105853.20**



P-30: COVER ANGOLO L CAFFE

**103329.20**



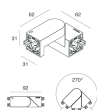
P-30: TESTATA PER INSTALL.VERT. CAF

**1058D8.20**



P-30: ANGOLO T PLAFONE-SOSP CAFFE

**103331.20**



P-30: SNODO NO CAVI CAFFE

**105854.20**



P-30: COVER ANGOLO T CAFFE

**103333.20**



P-30: ANGOLO L PLAFONE-SOSP-PARETE CAFFE

**103327.20**



P-30: TESTATE PLAF/SOSP/PAR/SPOT CAFFE

**103361.20**

## MOUNTING ACCESSORIES



P-30: ROSONE LATER. ALIM L=1200 3P BIA

**103320.01**



Novalux S.r.l. via Marzabotto, 2 40050 Funo di Argelato (BO) Italy  
Tel: +39 051 860558 · Fax +39 051 6647859 · Mail: info@novalux.it · VAT number 00536541204 · novalux.com  
Company subject to the management and coordination by SLV GmbH

This technical data sheet is owned by Novalux S.r.l., all rights reserved. Novalux S.r.l. reserves the right to make changes without prior notice.  
Last update: 6/8/2025, 12:55:11

# P-30 PCB

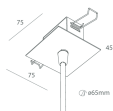
1058A3.20

**novalux**  
ITALIAN LIGHTING DESIGN SINCE 1948



P-30: CAVO DI SOSPENSIONE

**103318.99**



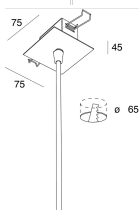
P-30: ROSONE QDR CARTON. L1200 3P CAFFE

**103319.20**



P-30: ROSONE LATER. ALIM L1200 3P CAFFE

**103320.20**



P-30: ROSONE QDR CARTON. L=1200 3P BIA

**103319.01**



Novalux S.r.l. via Marzabotto, 2 40050 Funo di Argelato (BO) Italy  
Tel: +39 051 860558 · Fax +39 051 6647859 · Mail: info@novalux.it · VAT number 00536541204 · novalux.com  
Company subject to the management and coordination by SLV GmbH

This technical data sheet is owned by Novalux S.r.l., all rights reserved. Novalux S.r.l. reserves the right to make changes without prior notice.  
Last update: 6/8/2025, 12:55:11