

LI-NEAR

107212.01

novalux
ITALIAN LIGHTING DESIGN SINCE 1948



Features

Use: Indoor
Type of installation: SUSPENDED, CEILING MOUNTED
Colour: WHITE
Emergency: NO
L: 1650mm
A: 70mm
H: 40mm
Warranty: 5 years
Weight: 2.06kg

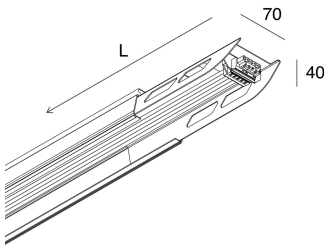
Tech data

IP: 20
Insulation class: I
Supply voltage: 220-240V 50/60Hz

Compliance

CEI EN 60598-1:2021 + A11:2023, CEI EN 60598-2-1:2022

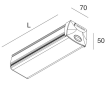
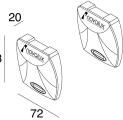
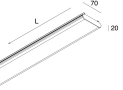

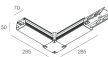
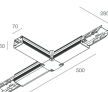


[LI-NEAR: View more product info](#)



Novalux S.r.l. via Marzabotto, 2 40050 Funo di Argelato (BO) Italy
Tel: +39 051 860558 · Fax +39 051 6647859 · Mail: info@novalux.it · VAT number 00536541204 · novalux.com
Company subject to the management and coordination by SLV GmbH

This technical data sheet is owned by Novalux S.r.l., all rights reserved. Novalux S.r.l. reserves the right to make changes without prior notice.
Last update: 6/8/2025, 12:50:23

COMPLETION ACCESSORIES

	LI-NEAR: MOD.TERMINALE L=210MM+TEST+SC	107204.01
	LI-NEAR: TESTATE INIZIO-LINEA (COPPIA)	107205.01
	LI-NEAR: MODULO CIECO 1,50M BIA+2 SCUR	107206.01
	LI-NEAR: CONNETTORE 8 POLI CON MORSETTI	107226.99
	LI-NEAR: GIUNTO A "L" 8 POLI	107224.01
	LI-NEAR: GIUNTO A "T" 8 POLI	107225.01
MOUNTING ACCESSORIES		
	LI-NEAR: KIT SOSPENSIONE 3M 1 PZ.	107207.99
	LI-NEAR: KIT FISSAGGIO PLAFONE (COPPIA)	107209.99