

## Features

Use: Indoor  
Type of installation: WALL, RECESSED INTO PLASTERBOARD, SUSPENDED, CEILING MOUNTED, TRACK  
Emission: DIRECT  
Optics: MICRO OPTICS  
Colour: CAPPUCCINO  
Dimming: ON/OFF  
Emergency: NO  
L: 1428mm  
A: 53mm  
H: 69mm  
Made in: ITALY  
Warranty: 5 years  
Weight: 4.2kg

## Tech data

Luminaire input power: 40.5W  
Luminaire luminous flux: 4020lm  
IP: 40  
Insulation class: I  
No. of driver per product: 1  
Supply voltage: 220-240V 50/60Hz  
UGR: <19  
SELV: Si

## Source

Light source: LED  
Source power: 36W  
Colour temperature: 4000K  
CRI: >90  
Colour tolerance: 3 Step MacAdam  
LED lifespan: 50000h L90 B10

## Compliance

CEI EN 60598-1:2021 + A11:2023, CEI EN 60598-2-1:2022, CEI EN 60598-2-2:2012

## Standards

Photobiological risk: RISK GROUP 0 Certified fixture in EXEMPT GROUP, in accordance with CEI EN 62471:2010-01, IEC TR 62778:2014.  
CAM edilizia: The product complies with the requirements for public buildings, ministerial decree of 23rd June 2022 n.256.








## Average luminance

Average luminance limits for DSE workstation 65°(in accordance to EN 12464-1:2012).

[HERO: View more product info](#)



## COMPLETION ACCESSORIES

	HERO: MOD.CIECO ANG.SX 150 CAP	<b>108677.21</b>
	HERO: MOD.CIECO 1120 CAP	<b>108679.21</b>
	HERO: MOD.CIECO 1680 CAP	<b>108681.21</b>
	HERO: COPPIA TESTATE CAP	<b>108684.21</b>
	HERO: MOD.CIECO 1400 CAP	<b>108680.21</b>
	HERO: MOD.CIECO 250 CAP	<b>108676.21</b>
	HERO: MOD.CIECO ANG.DX 150 CAP	<b>108678.21</b>

## MOUNTING ACCESSORIES

	HERO: SOSPL3000 1PZ TESTA W.G.BASSO	<b>108685.99</b>
	ALL-TRACK: COPPIA ADATT. 3P BIA	<b>106722.01</b>
	KIT ALIMENTAZIONE L1200 3P CAP	<b>108919.21</b>

	KIT ALIMENTAZIONE L1200 3P BIA	<b>108919.01</b>
	ALL-TRACK: COPPIA ADATT. 3P NER	<b>106722.02</b>
	HERO: SPESS. CARTONG. 10MM 2PZ.	<b>108689.99</b>
	HERO: SOSP.L3000 1PZ UNIONE W.G.BASSO	<b>108686.99</b>
	KIT ALIMENTAZIONE L3000 3P CAP	<b>108920.21</b>
	HERO: SOSP.L3000 1PZ TESTA W.G.ALTO	<b>1086A1.99</b>
	KIT ALIMENTAZIONE L3000 3P BIA	<b>108920.01</b>
	HERO: KIT INCASSO LED (1X)	<b>108688.99</b>
	HERO: SOSP.L3000 1PZ UNIONE W.G.ALTO	<b>1086A2.99</b>
	HERO: STAFFA PARETE "L" CAP	<b>108687.21</b>