

## Features

Use: Indoor  
 Type of installation: WALL, RECESSED INTO PLASTERBOARD, SUSPENDED, CEILING MOUNTED, TRACK  
 Emission: DIRECT  
 Optics: SPOT  
 Beam: 14°  
 Colour: CAPPUCCINO  
 Dimming: PUSH, DALI  
 Emergency: NO  
 L: 1120mm  
 A: 53mm  
 H: 69mm  
 Made in: ITALY  
 Warranty: 5 years  
 Weight: 3.4kg

## Tech data

Luminaire input power: 29W  
 Luminaire luminous flux: 2028lm  
 IP: 40  
 Insulation class: I  
 No. of driver per product: 1  
 Supply voltage: 220-240V 50/60Hz  
 SELV: Si

## Source

Light source: LED  
 Source power: 2X13W  
 Source luminous flux: 2644lm  
 Colour temperature: 2700K  
 CRI: >90  
 Colour tolerance: 3 Step MacAdam  
 LED lifespan: 50000h L90 B10

## Compliance

CEI EN 60598-1:2021 + A11:2023, CEI EN 60598-2-1:2022, CEI EN 60598-2-2:2012

## Standards








Photobiological risk: RISK GROUP 1 Certified fixture in RISK GROUP 1 (Low Risk)-The fixture does not pose a hazard due to normal behavioral limitations on exposure - in accordance with CEI EN 62471:2010-01, IEC TR 62778:2014.

CAM edilizia: The product complies with the requirements for public buildings, ministerial decree of 23rd June 2022 n.256.


[HERO: View more product info](#)







## COMPLETION ACCESSORIES

	HERO: MOD.CIECO ANG.SX 150 CAP	108677.21
	HERO: MOD.CIECO 1120 CAP	108679.21
	HERO: MOD.CIECO 1680 CAP	108681.21
	HERO: COPPIA TESTATE CAP	108684.21
	HERO: MOD.CIECO 1400 CAP	108680.21
	HERO: MOD.CIECO 250 CAP	108676.21
	HERO: MOD.CIECO ANG.DX 150 CAP	108678.21

## MOUNTING ACCESSORIES

	KIT ALIMENTAZIONE L1200 5P BIA	108921.01
	HERO: SOSPL3000 1PZ TESTA W.G.BASSO	108685.99
	KIT ALIMENTAZIONE L3000 5P BIA	108922.01

	HERO: SPESS. CARTONG. 10MM 2PZ.	<b>108689.99</b>
	HERO: SOSPL3000 1PZ UNIONE W.G.BASSO	<b>108686.99</b>
	ALL-TRACK: COPPIA ADATT. 3P+DALI NER	<b>106723.02</b>
	KIT ALIMENTAZIONE L1200 5P CAP	<b>108921.21</b>
	ALL-TRACK: COPPIA ADATT. 3P+DALI BIA	<b>106723.01</b>
	HERO: SOSPL3000 1PZ TESTA W.G.ALTO	<b>1086A1.99</b>
	HERO: KIT INCASSO LED (1X)	<b>108688.99</b>
	KIT ALIMENTAZIONE L3000 5P CAP	<b>108922.21</b>
	HERO: SOSPL3000 1PZ UNIONE W.G.ALTO	<b>1086A2.99</b>
	HERO: STAFFA PARETE "L" CAP	<b>108687.21</b>